

# Board Meeting

October 17 , 2023

4:30pm

North Side Middle School  
620 N. Grand Ave  
3rd Floor - Library  
St. Louis, MO 63103



**Elementary Campus**  
3033 N. Euclid Ave.  
St. Louis, MO 63115  
(314) 385-9502

**Middle School Campus**  
620 N. Grand Blvd.  
St. Louis, MO 63103  
(314) 499-2009 x3100

**Early Childhood Center**  
1916 N. Euclid Ave.  
St. Louis, MO 63113  
(314) 385-9502 x2100



**Board of  
Directors  
Meeting  
October 17, 2023  
4:30 pm**

**Location:**

**North Side Community Middle School  
620 N. Grand Ave.  
St. Louis, MO 63103  
3rd Floor - Library**

|  |   |
|--|---|
| <b>Call to Order</b>   | Kathy Anderson  |
| <b>Approval of September 19, 2023 Minutes</b>  | Kathy Anderson  |
| <b>Period for Public Comment*</b>  | Kathy Anderson  |
| <b>Executive Director's Report</b> <ul style="list-style-type: none"><li>● Items of Significance</li><li>● Matters Requiring Board Approval<ul style="list-style-type: none"><li>○ Bus Routes</li></ul></li><li>● Compliance Update</li><li>● Organizational Metrics</li></ul> | Doug Thaman   |
| <b>Finance Report</b> <ul style="list-style-type: none"><li>● Financials - September 2023</li></ul>  | Carlton Brooks/Will Randall   |
| <b>Committee Reports</b> <ul style="list-style-type: none"><li>● Development Committee</li><li>● Young Friends</li><li>● Governance Committee</li><li>● Facilities Committee</li><li>● Strategic Planning</li></ul>  | Tracee Holmes<br>Hiral Patel<br>Byron Francis<br>Ross Woolsey<br>Mike Quinlan |
| <b>Old Business</b> <ul style="list-style-type: none"><li>● None</li></ul>   |   |



**New Business**

- 2023 Student Assessment Data

Martine McGull/Stephon Greenlee

**Attachments:**

Executive Director's Report

Financials

Development Report

\*Those who wish to provide public comment to the Board must sign up in advance and are limited to 3 minutes.



## NORTH SIDE COMMUNITY SCHOOL

### Board Meeting Minutes

### September 19, 2023

Present: Board Members: Kathy Anderson, Carlton Brooks, Mike Carpenter, Lindsay Combs, Fred Falker, Byron Francis, Tracee Holmes, Candace Johnson, Mike Quinlan, Ross Woolsey, Ken Rinderknecht.  
School Staff: Dr. Douglas Thaman, James Beverly, William Randall, Ginger Lockett.

4:36 PM - Board Meeting was officially called to order by Kathy Anderson at the Middle School.

Approval of Minutes: The minutes of the August 8, 2023 Board Meeting were reviewed and approved by unanimous vote of the Board, with no corrections.

Public Comment Period: No one was present to offer public comment.

#### Executive Director/Administration Report:

Dr. Thaman reported on a North Side bus accident that occurred earlier this afternoon. It was a hit and run, and the fault of the driver of the other vehicle. The 12 students on the bus were all okay; the bus driver was taken to the hospital.

Dr. Thaman reviewed various elements of the beginning of the school year. The Back to School Bash was very successful, with over 400 attending. Numerous significant events are scheduled throughout September. The first Professional Development Day of the year is set for this Friday, September 22, with a very busy schedule of activities. Dr. Thaman also reported that 75 parents/guardians have signed up to take part in the Caring Adults Alliance, with a survey having been sent out and hopefully a first meeting to be held by early October. On September 14 North Side hosted its Title I.A Annual Fall Meeting as part of the Open House and Curriculum Night. Aspects of the school's allocation, the purpose of the funding and various Title I.A requirements were discussed at the meeting.

Dr. Thaman summarized some results from the 2022-23 Annual Review by our sponsor, the University of Missouri - St Louis. North Side met 14 of the 16 performance areas, significant progress from the 2021-22 school year. Numerous strengths were noted, as well as the need for growth in student achievement and in a few other areas. These will be a focus during the 2023-24 year.

North Side currently has 438 students enrolled, with about 20 seats available - most notably in Kindergarten. Enrollment and classroom sizes are good, and attendance results to date have been very good - well over 90%. Lots of positive feedback has been received from teachers regarding the new curriculums.

#### Finance Committee Report:

Carlton Brooks and Will Randall presented an overview of the August 2023 Financials. North Side remained in a surplus at the end of August, with a Cash Balance over \$2,300,00, a Reserve Ratio of 26.6% and a loan

attendance) results in a current state funding rate of \$12,144 per student.

Will noted that expenses paid out are usually relatively higher at the beginning of the school year. ESSERS III monies have been requested for September.

The check register for August, 2023, and for checks written for over \$10,000 for the month, were reviewed.

\*The August check register was approved by unanimous Board vote.

#### Development Committee Report:

James Beverly reviewed elements of the September 2023 Development Report, including a projected 2023-24 funding summary and lists of grants received, grants requested and pending, and grants not awarded. An extensive 2023-24 calendar/timeline for grants has been developed.

James reported that North Side's audience on social media has been growing, with many new users identified. A North Side School store has been launched online to enable the purchase of school merchandise. The Annual Report has been sent out by mail and is available on line. At the Development Committee meeting last week various ways to meet and solicit new donors and solidify donor relations were discussed.

Sponsorships are still being sought for the October 24 Top Golf event. It is again possible to do a dual sponsorship for Top Golf and the May 2024 Gala.

#### Governance Committee Report:

Byron Francis advised that committee members have met with Shana Fick, a CPA/Tax Director, and a member of the North Side Young Friends Group since 2019. The committee recommends that she become a member of North Side's Board. \*A vote was taken, and Shana Fick has been chosen to join the Board by unanimous vote of Board members.

The search will continue for additional new Board members.

#### Facilities Committee Report:

Ross Woolsey reported that Mike McClelland, Facilities Manager, is working to set up a program to identify potential expenses over the next 5 years. Part of this planning needs to be done in conjunction and alignment with the Strategic Plan. Some items, including parking lot paving and new windows, are identified as more immediate concerns.

Some discussion was held regarding future planning for and potential costs involved in relocating the Middle School. Recent visits were made to Hawthorn and LaSalle Schools, potential new venues/locations for the Middle School. Third Baptist would welcome the Middle School to continue there.

#### Strategic Plan Committee Report:

Mike Quinlan reported the committee held interviews on September 17 with 4 applicants/candidates to determine who will serve as consultant for development of the 3-Year Strategic Plan. Bryan Hayden of Collaborative Strategies was chosen. Mike advised that stakeholder and staff input will be sought during the process, and Board participation will be invited and expected.

The time-line goal is to finalize and adopt the Strategic Plan by late January of 2024.

New Business:

The Tuition Reimbursement process for staff was discussed, with Dr. Thaman clarifying some aspects of the program.

Because there will be no school during Thanksgiving week, it was determined the regular November Board meeting will be moved back to the second week and held on Tuesday, November 14.

Some discussion was held regarding the functions of the Executive Committee in the past and moving forward. North Side By-laws are to be reviewed to determine if they dictate what Executive Committee functions can be.

5:36 PM - The regular Board Meeting was adjourned as the Board voted to go into Executive Session to discuss a confidential matter.

5:42 PM - The Executive Session was adjourned.

Respectfully submitted,

Ken Rinderknecht, Secretary



3033 N. Euclid Ave. St. Louis, MO 63115 | 314.385.9502 | [www.northsidecommunityschool.org](http://www.northsidecommunityschool.org)

## **Executive Director's Report October 17, 2023**

### **Items of Significance**

#### **1. September at North Side Community School**

In September 2023, North Side Community School was abuzz with engaging events and activities that enhanced the sense of community and enriched the educational experience for students and families. The month kicked off with a Grandparent's Donut Breakfast held at both the elementary and middle school campuses. This special occasion provided an opportunity for grandparents to connect with their grandchildren and gain insights into their educational environment.

Mid-September was marked by an exciting Spirit Week, where students and staff showcased their school spirit through themed dress-up days and spirited activities. This lively event promoted unity and enthusiasm within the school community. Concurrently, School Picture Days allowed students to capture memorable moments, preserving the essence of the academic year.

Later in the month, the school hosted a Parent Open House and Curriculum Night across all campuses. This allowed parents to gain a deeper understanding of their children's academic journey, curriculum, and the school's educational approach. It was an occasion for open communication and collaboration between educators and parents.

Moreover, Title One Parent Meetings were held, focusing on fostering a strong partnership between the school and parents to support student success. These meetings offered valuable information and resources to parents, enhancing their involvement in their child's education.

Amidst these events, North Side Community School maintained a steadfast commitment to maximizing Time in Instruction, ensuring that students received a high-quality education with ample learning opportunities. The balance between engaging events and academic focus showcased the school's dedication to holistic



3033 N. Euclid Ave. St. Louis, MO 63115 | 314.385.9502 | [www.northsidecommunityschool.org](http://www.northsidecommunityschool.org)

development and a well-rounded educational experience for all.

## **2. Professional Development**

From October 2-5, four of our staff members (Angela Cuartas, Amy Smith, Miranda Fisher, and James Beverly) attended the EdTech Week conference in New York City. This conference was covered by the Lean Into Learning Grant from the Innovation Tech Education Foundation. Here, our staff members could attend sessions and networking events to see new technological innovations in the education sector. They were all able to bring back resources to our teachers to help them adapt to the always-changing technology. There was one software that could help our science teachers make lessons, assessments, and worksheets based on the newly adopted Amplify curriculum. Upon returning, our staff members were able to distribute a newsletter to all other staff members about the resources to use and some new updates in the EdTech realm.

On October 20th, North Side Community School will have a productive day of professional development. The day commences at 8:00 AM with a breakfast, setting the stage for a day of growth and learning. At 8:30 AM, the team will engage in Multi-Tiered Systems of Support Training delving into strategies to support diverse student needs. Following this, at 10:30 AM, Adonica Radford will conduct a session on Reading Interventions, equipping the educators with valuable insights to enhance literacy skills among students.

After an enriching morning, the staff will convene for lunch. The afternoon will feature focused breakout sessions. K-4 and ELA Teachers will gather to explore how to effectively utilize data and intervention blocks to optimize student performance. Concurrently, Preschool Teachers will delve into the Appletree Curriculum, enhancing their ability to engage and educate the young learners. These breakout sessions will provide a platform for targeted discussions and sharing of best practices, ultimately bolstering the school's commitment to delivering a high-quality education.

## **3. Caring Adults Alliance**

On October 25th, North Side Community School's Caring Adults Alliance will organize its inaugural family activity, "Pizza and Pumpkins," promising an evening of festive fun and togetherness. Families will eagerly participate in a lively pumpkin carving contest, showcasing their creativity, and carving skills. The competition will include various categories, offering exciting prizes to the winners. The event will also feature a delightful pizza dinner, fostering a sense of community and bonding over a shared meal. "Pizza and Pumpkins" will successfully bring families closer, creating cherished memories in a joyful and spirited atmosphere.



3033 N. Euclid Ave. St. Louis, MO 63115 | 314.385.9502 | [www.northsidecommunityschool.org](http://www.northsidecommunityschool.org)

#### **4. Hawthorn Leadership School for Girls Lottery**

North Side Community School secured several valuable Lots in the Hawthorn Leadership School lottery of school contents, which will significantly enhance the educational environment for our students. Among the notable wins were Science Lab Supplies (microscopes, blenders, scales, etc.), contributing to a hands-on and engaging science education. Additionally, the school acquired various Lots comprising Classroom Furniture for multiple classrooms, further enhancing the learning spaces, and ensuring a comfortable and conducive atmosphere for academic growth. The acquisition of Art Supplies which will undoubtedly enrich the artistic endeavors of the students. Moreover, the inclusion of Games and Miscellaneous items will add an element of fun and creativity to the learning experience. On October 20th, the packing of items will take place, and the moving of all furniture is scheduled for the week of October 23rd. The new classroom furniture will replace much of the current middle school classroom furniture.

#### **5. Raptor Visitor Management System**

As of September 2023, North Side Community School has successfully implemented the Raptor Visitor Management System across all our campuses. This system will fortify campus safety for both students and faculty. Ensuring a secure environment is fundamental in safeguarding our school community, and the Raptor system plays a crucial role in achieving this objective. It enables us to effectively monitor and identify individuals within our premises.

Upon entry to any North Side building, visitors are required to present a US government-issued ID, such as a driver's license, which can either be scanned or manually entered in the Raptor system. In cases where a parent or guardian does not possess a US government-issued ID, any form of identification can be used, and their details will be manually entered into the system.

The Raptor system crosschecks the provided name and date of birth with the national database of registered sex offenders, ensuring that individuals with such records are not granted access to our facilities. Importantly, the registered sex offender database is the sole official database consulted by the Raptor system. No additional data from the



3033 N. Euclid Ave. St. Louis, MO 63115 | 314.385.9502 | [www.northsidecommunityschool.org](http://www.northsidecommunityschool.org)

ID is collected or stored, and this information is not disclosed to external entities. Once authorized, Raptor will issue a badge, specifying the visitor's identity, the date, and the purpose of their visit.

For those visitors merely dropping off an item at the office or picking up paperwork, a visitor's badge will not be required. The safety of our students remains our topmost priority, and the Raptor visitor management system significantly aids in promptly identifying individuals who may pose a threat to our student body. We deeply appreciate your understanding and support in enhancing school safety for our students.

### **Matters Requiring Board Approval**

There is one item requiring Board consideration for approval:

- Transportation Routes

### **Compliance Update**

#### **1. Title 1.A Annual Fall Meeting**

On September 14, 2023, North Side Community School hosted its Title I.A Annual Fall Meeting as part of the Open House and Curriculum Night agenda. The meeting began with a warm welcome, emphasizing the significance of parental involvement within our school community.

During the meeting, North Side Community School's (NSCS) participation in Title I.A was discussed comprehensively. The school's allocation from the state, granted by the federal government, was presented, with an emphasis on its basis in census poverty and the population of children aged 5 to 17, encompassing those in neglected/delinquent institutions and foster care. This allocation plays a pivotal role in enabling NSCS to maintain small class sizes, typically consisting of 15 to 18 students per class.

The meeting also delved into the various Title I.A requirements. Federal requirements regarding parental involvement, including the necessity of holding at least two meetings per year (Fall and Spring) to actively engage parents, were explained. NSCS's commitment to seeking parent input and disseminating vital information through channels such as the School Parent and Family Engagement Policy, School Parent Compact, and the Schoolwide Program Plan was underscored.



3033 N. Euclid Ave. St. Louis, MO 63115 | 314.385.9502 | [www.northsidecommunityschool.org](http://www.northsidecommunityschool.org)

In addition to federal requirements, the meeting highlighted NSCS's compliance with State of Missouri requirements, particularly in disseminating Every Student Succeeds Act Complaint Procedures to all families through the Parent Handbook and actively participating in the monitoring process to ensure adherence to state regulations. Local requirements specific to NSCS were also discussed, reinforcing the school's commitment to surpassing these expectations.

The importance of parents' right to be involved in their children's education was a central theme throughout the meeting. NSCS demonstrated a strong belief in the significance of parental and family involvement by offering multiple avenues for parents to engage with the school community. These avenues encompassed the School Parent and Family Engagement Policy, School Parent Compact, Parent's Right to Know, Notification of Not Appropriately Certified Teaching Staff (with letters in the Fall if needed), and various annual events such as Open House and Literacy Night. The meeting also emphasized the Caring Adults Alliance as a valuable resource for parents seeking active involvement in their children's education.

The meeting's culmination featured an open forum for questions and comments from parents and guardians, fostering a collaborative atmosphere between the school and our dedicated parent community. This gathering reflected NSCS's commitment to transparency, parental engagement, and the shared goal of ensuring the success of every student.

## **2. Fall 2023 Core Data Submission**

On October 15th, North Side Community School successfully submitted the fall core data. Core Data and the Missouri Student Information System (MOSIS) are managed by the Office of Data System Management at the Department and serve as essential data collection systems.

Core Data is a comprehensive system collecting hundreds of data points (students, staff, financial, operational, etc.) from an LEA. MOSIS comprises two key components: the ID Assignment component and the Data Collection component. Throughout the year, school districts report data items in both Core Data and MOSIS in six cycles: the August and October cycles for beginning-of-the-year items, the December, February, and April cycles for midyear items, and the June Cycle for end-of-the-year items.



3033 N. Euclid Ave. St. Louis, MO 63115 | 314.385.9502 | www.northsidecommunityschool.org

## Organizational Metrics

|               | # of Classrooms | Full Enrollment - Prior to Start of Year (10/Class) | Full Enrollment - Throughout the Year (Based on 15 per room) | Enrolled   | Available Seats 23-24 (15/Class) |
|---------------|-----------------|---|--|------------|----------------------------------|
| PreK          | 3               | 30  | 30   | 29         | 1                                |
| Kindergarten  | 3               | 54  | 45   | 38         | 7                                |
| First Grade   | 3               | 54  | 45   | 50         | 0                                |
| Second Grade  | 3               | 54  | 45   | 48         | 0                                |
| Third Grade   | 3               | 54  | 45   | 48         | 0                                |
| Fourth Grade  | 3               | 54  | 45   | 51         | 0                                |
| Fifth Grade   | 3               | 54  | 45   | 45         | 0                                |
| Sixth Grade   | 3               | 54  | 45   | 47         | 0                                |
| Seventh Grade | 3               | 54  | 45   | 39         | 6                                |
| Eighth Grade  | 3               | 54  | 45   | 40         | 5                                |
| <b>TOTAL</b>  | <b>30</b>       | <b>516</b>  | <b>435</b>   | <b>435</b> | <b>20</b>                        |

| SCHOOL | ATTENDANCE % WEEK 1 | ATTENDANCE % WEEK 2 | ATTENDANCE % WEEK 3 | ATTENDANCE % WEEK 4 |
|--------|---------------------|---------------------|---------------------|---------------------|
| NSCS   | 99%                 | 99%                 | 98%                 | 98%                 |
| NSGC   | 96%                 | 96%                 | 93%                 | 94%                 |

| SCHOOL | ATTENDANCE % WEEK 5 | ATTENDANCE % WEEK 6 | ATTENDANCE % WEEK 7 | ATTENDANCE % WEEK 8 |
|--------|---------------------|---------------------|---------------------|---------------------|
| NSCS   | 98%                 | 98%                 | 98%                 | 97%                 |
| NSGC   | 97%                 | 97%                 | 98%                 | 98%                 |



3033 N. Euclid Ave. St. Louis, MO 63115 | 314.385.9502 | [www.northsidecommunityschool.org](http://www.northsidecommunityschool.org)

| North Side Community School                         |                    |                          |  |
|---|--------------------|--------------------------|--|
| Balance Sheet - Consolidated w/ FA and Note Payable |                    |                          |  |
| September 2023                                      |                    |                          |  |
| <b>Total Assets</b>                                 |                    |                          |  |
| <b>Current Assets</b>                               |                    |                          |  |
| 1111 CASH IN BANK                                   | \$199,975          |                          |  |
| 1112 Sweep Account                                  | \$330,295          |                          |  |
| 1143 US Treasury Bills                              | \$2,000,000        |                          |  |
| 1132 PETTY CASH                                     | \$650              |                          |  |
| Total Cash  | \$2,530,920        |                          |  |
| Current Assets                                      | \$2,530,920        |                          |  |
| <b>Long-term Assets</b>                             |                    |                          |  |
| 1510 Land   | \$450,400          | FY22 Audited             |  |
| 1511 Improvements Other Than Buildings              | \$979,770          | FY22 Audited             |  |
| 1521 Buildings and Remodeling                       | \$3,140,626        | FY22 Audited             |  |
| 1540 Equipment                                      | \$152,904          | FY22 Audited             |  |
| 1542 Classroom Instructional Apparatus              | \$0                | FY22 Audited             |  |
| 1544 School Buses                                   | \$0                | FY22 Audited             |  |
| 1549 Other (Accumulated Depreciation)               | -\$859,420         | FY22 Audited             |  |
| Long-term Assets                                    | \$3,864,280        |                          |  |
| <b>Total Assets</b>                                 | <b>\$6,395,200</b> |                          |  |
| <b>Total Liabilities &amp; Net Assets</b>           |                    |                          |  |
| <b>Current Liabilities</b>                          |                    |                          |  |
| 2111 ACCOUNTS PAYABLE-                              | \$0                |                          |  |
| <b>Long-term Liabilities</b>                        |                    |                          |  |
| 2121 LOAN PAYABLE (3.07% rate)                      | \$793,637          | F34                      |  |
| General Payable                                     | \$0                |                          |  |
| <b>Total Liabilities (Current &amp; Long-Term)</b>  | <b>\$793,637</b>   |                          |  |
|   |                    |                          |  |
| <b>Net Assets - Fund Balance</b>                    |                    |                          |  |
| Beginning net asset balance - July 1                | \$5,398,892        | FY22 Audited             |  |
| Change in net assets                                | (638,808.57)       | P&L Budget to Actual tab |  |
| Add capital expenses YTD                            | \$0                | P&L Budget to Actual tab |  |
| Add back YTD principal payments                     | \$18,211           | X                        |  |
| <b>Ending Net Assets</b>                            | <b>\$4,778,295</b> |                          |  |
| <b>Total Liabilities &amp; Net Assets</b>           | <b>\$5,571,931</b> |                          |  |
|   | -\$823,269         |                          |  |


  


| Loan/Note Payable Details    |            | 2023-2023 |                          |
|------------------------------|------------|-----------|--------------------------|
| Ending June 30, 2023 Balance |            | 811,848   |                          |
| Principal payments YTD       | \$ 18,211  | X         | P&L Budget to Actual tab |
| Ending Principal Balance     | \$ 793,637 |           |                          |



| Profit & Loss - Budget to Actual |                                      | the year         | 75%              |              |                    |                 |            |                             |                       |
|----------------------------------|--------------------------------------|------------------|------------------|--------------|--------------------|-----------------|------------|-----------------------------|-----------------------|
| Number                           | Account Description                  | Budget           | to Date          | Year to Date | to                 | to              |            |                             | Comments/Expectations |
| <b>Revenue:</b>                  |                                      |                  |                  |              |                    |                 |            |                             |                       |
| 5113                             | Prop C                               | 482,625          | 163,283          | 33.83%       | 120,656            | 42,627          | 35%        | 204366.65                   |                       |
| 5141                             | Interest on Investments              | -                | -                |              | -                  | -               | 100%       |                             |                       |
| 5151                             | Daily Sales-School Lunch             | -                | -                |              | -                  | -               |            |                             |                       |
| 5181                             | AC Tuition - Pre-K                   | -                | -                |              | -                  | -               | 100%       |                             |                       |
| 5192                             | Unrestricted - Donations             | -                | 5,000            | #DIV/0!      | -                  | 5,000           | 100%       |                             | YTD                   |
| 5194                             | Restricted - Donations               | -                | -                |              | -                  | -               | 0%         |                             |                       |
| 5198                             | Other Local Revenue                  | -                | -                |              | -                  | -               | 100%       |                             |                       |
| 5311                             | State Foundation Aid (Basic Formula) | 4,925,374        | 1,119,034        | 22.72%       | 1,231,344          | (112,309)       | -9%        |                             |                       |
| 5312                             | Transportation                       | -                | -                |              | -                  | -               | 100%       |                             |                       |
| 5319                             | Classroom Trust Fund (Basic Formula) | -                | -                |              | -                  | -               | 100%       |                             |                       |
| 5333                             | School Food - State Reimbursement    | -                | -                |              | -                  | -               | 100%       |                             |                       |
| 5397                             | Other state revenue (Child care)     | -                | -                |              | -                  | -               | 100%       |                             |                       |
| 5412                             | Medicaid                             | -                | -                |              | -                  | -               | 100%       |                             |                       |
| 5422                             | ESSER III                            | -                | -                |              | -                  | -               | 100%       |                             |                       |
| 5423                             | ESSER II                             | -                | -                |              | -                  | -               | 100%       |                             |                       |
| 5424                             | CARES (ESSER)                        | -                | -                |              | -                  | -               | 100%       |                             |                       |
| 5425                             | CARES Transportation Supplement      | 171,597          | 24,201           | 14.10%       | 42,899             |                 |            |                             |                       |
| 5428                             | CARES K-12 Support                   | -                | -                |              | -                  | -               |            |                             |                       |
| 5439                             | ARP IDEA                             | -                | -                |              | -                  | -               | 100%       |                             |                       |
| 5441                             | Special Ed - Part B-IDEA             | -                | -                |              | -                  | -               | 100%       |                             |                       |
| 5442                             | ECC Special Education Income         | -                | -                |              | -                  | -               | 0%         |                             |                       |
| 5445                             | Lunch - Federal Reimbursement        | -                | -                |              | -                  | -               | 100%       |                             |                       |
| 5446                             | School Breakfast Program             | -                | -                |              | -                  | -               | 100%       |                             |                       |
| 5448                             | After School Snack Program           | -                | -                |              | -                  | -               | 100%       |                             |                       |
| 5451                             | Title 1, Elementary & Secondary Ed   | -                | -                |              | -                  | -               | 100%       |                             |                       |
| 5461                             | Title V                              | -                | -                |              | -                  | -               | 100%       | Reimbursement Request Basis |                       |
| 5465                             | Title IIA                            | -                | -                |              | -                  | -               | 100%       |                             |                       |
| 5472                             | Child Care                           | -                | -                | 0.00%        | -                  | -               | 100%       |                             |                       |
| 5497                             | Other Federal Revenue                | -                | -                | 0.00%        | -                  | -               | 100%       |                             |                       |
| <b>Total Revenue</b>             |                                      | <b>5,579,596</b> | <b>1,311,518</b> |              | <b>\$1,394,899</b> | <b>(64,682)</b> | <b>-5%</b> |                             |                       |
| <b>Expenses:</b>                 |                                      |                  |                  |              |                    |                 |            |                             |                       |
| 6111                             | Certified Regular Salaries           | 2,332,243        | 298,799          | 12.81%       | 583,061            | (284,262)       | -49%       |                             |                       |
| 6112                             | Principal                            | 507,790          | 126,947          | 25.00%       | 126,948            | (0)             | 0%         |                             |                       |
| 6121                             | Certified Subst & Other Pt           | 90,000           | 19,175           | 21.31%       | 22,500             | (3,325)         | -15%       |                             |                       |
| 6131                             | Supplemental Pay                     | 161,250          | 36,467           | 22.62%       | 40,313             | (3,845)         | -10%       |                             |                       |
| 6141                             | Unused Leave - Certificated          | -                | 16,280           |              | -                  | 16,280          | 100%       |                             |                       |
| 6151                             | Classified Salaries-regular          | 1,418,700        | 440,596          | 31.06%       | 354,675            | 85,921          | 24%        |                             |                       |
| 6152                             | Instructional Aide Salaries          | 289,431          | 45,106           | 15.58%       | 72,358             | (27,252)        | -38%       |                             |                       |
| 6161                             | Classified Salaries-part Time        | 569,250          | 113,604          | 19.96%       | 142,312            | (28,709)        | -20%       |                             |                       |
| 6171                             | Unused Leave - Classified            | -                | 20,401           |              | -                  | 20,401          | 100%       |                             |                       |
| 6211                             | Teachers' Retirement                 | 432,340          | 18,798           | 4.35%        | 108,085            | (89,287)        | -83%       |                             |                       |
| 6221                             | Non-teacher Retirement               | 244,244          | 25,168           | 10.30%       | 61,061             | (35,893)        | -59%       |                             |                       |
| 6231                             | Social Security                      | 335,320          | 77,174           | 23.01%       | 83,830             | (6,656)         | -8%        |                             |                       |
| 6232                             | Medicare                             | 79,422           | 18,051           | 22.73%       | 19,855             | (1,805)         | -9%        |                             |                       |
| 6241                             | Employee Insurance                   | 716,553          | 129,816          | 18.12%       | 179,138            | (49,322)        | -28%       |                             |                       |
| 6261                             | Workmen's Compensation Insurance     | -                | 14,178           |              | -                  | 14,178          | 100%       |                             |                       |
| 6271                             | Unemployment Compensation            | 23,440           | 5,677            | 24.22%       | 5,860              | (183)           | -3%        |                             |                       |
| 6291                             | Other Employer Provided Serv         | -                | -                |              | -                  | -               | 100%       |                             |                       |
| 6311                             | Instructional Services               | 75,000           | 26,574           | 35.43%       | 18,750             | 7,824           | 42%        |                             |                       |
| 6312                             | Professional Development Services    | 40,000           | 34,880           | 87.20%       | 10,000             | 24,880          | 249%       |                             |                       |
| 6313                             | Pupil Services                       | -                | -                |              | -                  | -               | 100%       |                             |                       |
| 6314                             | Staff Services                       | -                | -                |              | -                  | -               | 100%       |                             |                       |
| 6315                             | Audit Services                       | 15,000           | -                |              | 3,750              | (3,750)         | -100%      |                             |                       |
| 6316                             | Payroll Services                     | 20,000           | 6,483            | 32.42%       | 5,000              | 1,483           | 30%        |                             |                       |

|   |                                  |                   |                  |           |                     |                  |             |   |
|---|----------------------------------|-------------------|------------------|-----------|---------------------|------------------|-------------|---|
| 6317  | Legal Services                   | 5,000             | 2,950            | 59.00%    | 1,250               | 1,700            | 136%        |   |
| 6319  | Other Prof/technical Services    | 524,012           | 152,007          | 29.01%    | 131,003             | 21,004           | 16%         |   |
| 6321  | Subawards                        | -                 | -                | -         | -                   | -                | 100%        | consortium for homeless federal grant                         |
| 6331  | Cleaning Services                | -                 | -                | -         | -                   | -                | 100%        |   |
| 6332  | Repairs And Maintenance          | 75,000            | 896              | 1.20%     | 18,750              | (17,854)         | -95%        |   |
| 6333  | Rentals-land And Buildings       | 200,000           | 50,000           | 25.00%    | 50,000              | (0)              | 0%          |   |
| 6334  | Rentals-equipment                | 28,000            | 13,175           | 47.05%    | 7,000               | 6,175            | 88%         | copiers, buses @100k, copiers for Yr.24                       |
| 6335  | Water And Sewer                  | 8,500             | 1,209            | 14.22%    | 2,125               | (916)            | -43%        |   |
| 6336  | Trash Removal                    | 19,000            | 6,410            | 33.74%    | 4,750               | 1,660            | 35%         |   |
| 6339  | Other Property Services          | -                 | -                | -         | -                   | -                | 100%        |   |
| 6341  | Contracted Pupil Transportation  | -                 | -                | -         | -                   | -                | 100%        |   |
| 6342  | Other Pupil Transportation       | -                 | -                | -         | -                   | -                | 100%        | taxi cabs, van service  |
| 6343  | Travel                           | 5,000             | 7,478            | 149.56%   | 1,250               | 6,228            | 498%        | conferences, schedules **                                     |
| 6349  | Other Transportation Services    | 60,000            | 14,634           | 24.39%    | 15,000              | (366)            | -2%         |   |
| 6351  | Property Insurance               | -                 | 26,581           | -         | -                   | 26,581           | 100%        | earthquake, property, auto, liability, renewal coming in June |
| 6352  | Liability Insurance              | -                 | -                | -         | -                   | -                | 100%        |   |
| 6361  | Communication                    | 20,000            | 1,350            | 6.75%     | 5,000               | (3,650)          | -73%        | tmobile   |
| 6362  | Advertising                      | -                 | -                | -         | -                   | -                | 100%        |   |
| 6363  | Printing And Binding             | 1,500             | -                | -         | 375                 | (375)            | -100%       |   |
| 6371  | Dues And Memberships             | -                 | 10,464           | -         | -                   | 10,464           | 100%        | MPCSA   |
| 6391  | Other Purchased Services         | -                 | -                | -         | -                   | -                | 100%        |   |
| 6398  | Student Tuition to Other Schools | 7,250             | -                | -         | 1,813               | (1,813)          | -100%       |   |
| 6411  | General Supplies                 | 217,800           | 44,616           | 20.48%    | 54,450              | (9,834)          | -18%        | Textbooks, workbooks, review for reclass                      |
| 6412  | Supplies - Technology-related    | 39,000            | 14,618           | 37.48%    | 9,750               | 4,868            | 50%         |   |
| 6431  | Textbooks                        | 10,000            | 21,196           | 211.96%   | 2,500               | 18,696           | 748%        |   |
| 6432  | Workbooks                        | -                 | -                | -         | -                   | -                | 100%        |   |
| 6471  | Food Supplies                    | 260,000           | 58,924           | 22.66%    | 65,000              | (6,076)          | -9%         |   |
| 6481  | Electric                         | 45,000            | 16,061           | 35.69%    | 11,250              | 4,811            | 43%         |   |
| 6482  | Gas-natural                      | 25,000            | 1,610            | 6.44%     | 6,250               | (4,640)          | -74%        |   |
| 6486  | Gasoline/diesel                  | 45,000            | 7,363            | 16.36%    | 11,250              | (3,887)          | -35%        |   |
| 6491  | Other Supplies And Materials     | -                 | -                | -         | -                   | -                | 100%        |   |
| 6521  | Buildings                        | -                 | -                | -         | -                   | -                | 100%        |   |
| 6541  | Regular Equipment                | 3,000             | -                | -         | 750                 | (750)            | -100%       |   |
| 6542  | Equipment-instructional          | -                 | -                | -         | -                   | -                | 100%        |   |
| 6543  | Technology-related Hardware      | -                 | -                | -         | -                   | -                | 100%        |   |
| 6544  | Technology Software              | -                 | -                | -         | -                   | -                | 100%        |   |
| 6551  | Vehicles                         | -                 | -                | -         | -                   | -                | 100%        |   |
| 6552  | Pupil Transportation Buses       | -                 | -                | -         | -                   | -                | 100%        |   |
| 6611  | Redemption Of Principal          | 70,725            | 18,211           | 25.75%    | 17,681              | 530              | 3%          |   |
| 6621  | Serial Bond Interest             | 27,715            | 6,399            | 23.09%    | 6,929               | (530)            | -8%         |   |
| <b>Total Expenses</b>                           |                                  | <b>9,046,486</b>  | <b>1,950,327</b> |           | <b>2,261,621</b>    | <b>(311,294)</b> | <b>-14%</b> |   |
| <b>Change in Net Assets [Surplus/(Deficit)]</b> |                                  | <b>-3,466,890</b> | <b>(638,809)</b> |           | <b>(866,722.38)</b> | <b>246,612</b>   |             |   |
| <b>Net assets, beginning of year</b>            |                                  |                   | <b>5,109,464</b> |           |                     |                  |             |   |
| <b>Net assets, YTD</b>                          |                                  |                   | <b>4,470,655</b> |           |                     |                  |             |   |
|   |                                  |                   | -                | Sum of    |                     |                  |             |   |
|   |                                  |                   | -                | Cap. Exp. |                     |                  |             |   |







**North Side Community School**  
**Cash Flow Monthly Rollforward**  
**August 2023**

|                 |   | Beginning Cash | Revenues | Expenses  | Investment<br>(new)/maturity | Ending Cash |                    |
|-----------------|---|----------------|----------|-----------|------------------------------|-------------|--------------------|
| MTD Jul 2023    |   | 2,481,587      | 693264   | (543,831) |                              | 2,631,020   | A ties to bank rec |
| MTD August 2023 | A | 2,631,020      |          |           |                              |             | B ties to bank rec |
| MTD Sept. 2023  | B |                |          |           |                              |             | C ties to bank rec |
| MTD Oct. 2023   | C |                |          |           |                              |             | D ties to bank rec |
| MTD Nov. 2023   | D |                |          |           |                              |             | E ties to bank rec |
| MTD Dec. 2023   | E |                |          |           |                              |             | F ties to bank rec |
| MTD Jan. 2024   | F |                |          |           |                              |             | G ties to bank rec |
| MTD Feb. 2024   | G |                |          |           |                              |             | H ties to bank rec |
| MTD Mar 2024    | H |                |          |           |                              |             | I ties to bank rec |
| MTD Apr 2024    | I |                |          |           |                              |             | J ties to bank rec |
| MTD May 2024    | J |                |          |           |                              |             | K ties to bank rec |
| MTD Jun 2024    | K |                |          |           |                              |             | ties to bank rec   |

-

| Account                       | Name                      | Budget       | Month      | Year to Date |
|-------------------------------|---------------------------|--------------|------------|--------------|
| 10 5113                       | Prop C                    | 160,875.00   | 8,147.25   | 41,083.84    |
| 10 5141                       | Interest On Investments   | 74,060.00    | 131.29     | 463.43       |
| 10 5192                       | Donations                 | 573,507.16   | 25,000.00  | 54,507.50    |
| 10 5192 0000 194              | Capital Campaign Function | 0.00         | 2,500.00   | 5,000.00     |
| 10 5198                       | Other Local Revenue       | 15,000.00    | 69.00      | 175.00       |
| 10 5311                       | State Foundation Aid (t   | 1,641,791.38 | 91,826.40  | 311,793.80   |
| 10 5312                       | Transportation            | 288,604.00   | 16,407.76  | 49,290.90    |
| 10 5319                       | Classroom Trust Fund      | 171,600.00   | 24,051.00  | 72,152.00    |
| 10 5412                       | Medicaid                  | 45,000.00    | 0.00       | 63,312.32    |
| 10 5422                       | Esser Iii                 | 1,099,527.00 | 201,894.00 | 201,894.00   |
| 10 5441                       | Special Ed - Part B-ide   | 137,086.00   | 0.00       | 0.00         |
| 10 5442                       | Ecc Special Education     | 0.00         | 0.00       | 1,761.00     |
| 10 5445                       | Lunch - Federal Reimb     | 349,460.73   | 12,545.76  | 25,835       |
| 10 5446                       | School Breakfast Progr    | 171,597.27   | 4,058.40   | 24,201       |
| 10 5451                       | Title 1, Elementary & S   | 326,397.00   | 0.00       | 0.00         |
| 10 5461                       | Title Iv.a                | 32,031.00    | 0.00       | 0.00         |
| 10 5465                       | Title Iia                 | 23,893.00    | 0.00       | 0.00         |
| 10 5497                       | Other Federal Revenue     | 0.00         | 500.00     | 1,000.00     |
| 20 5113                       | Sales Tax (prop C - Fu    | 482,625.00   | 32,588.99  | 163,283.16   |
| 20 5311                       | Basic Formula - State M   | 4,925,374.13 | 367,305.60 | 1,119,034.20 |
| 10 1111 6121 6965 3 40001     | Elementary Substitutes    | 90,000.00    | 9,587.50   | 19,175.00    |
| 10 1111 6152 6965 3 40001     | Elementary TA Salaries    | 168,925.00   | 10,625.12  | 21,250.24    |
| 10 1111 6221 6965 3 40001     | Elementary Ta Retirement  | 27,242.00    | 28.97      | 57.94        |
| 10 1111 6231 6965 3 40001     | Elementary TA SS          | 16,053.37    | 1,253.17   | 2,506.34     |
| 10 1111 6232 6965 3 40001     | Elementary TA Medical     | 3,754.42     | 293.10     | 586.20       |
| 10 1111 6241 6965 3 40001     | Elementary TA Insurance   | 33,701.70    | 1,155.54   | 3,678.88     |
| 10 1111 6271 6965 3 40001     | Elementary TA Unempl      | 2,988.00     | 274.14     | 548.28       |
| 10 1111 6311 6965 3 40001     | Elementary Instructional  | 30,000.00    | 2,767.30   | 5,534.60     |
| 10 1111 6319 6965 3 40001     | Elementary - Technical    | 30,000.00    | 750.00     | 1,735.00     |
| 10 1111 6363 6965 3 40001     | Elementary Printing and   | 1,000.00     | 0.00       | 0.00         |
| 10 1111 6411 6965 3 40001     | Elementary General Supp   | 50,000.00    | 8,427.21   | 28,660.11    |
| 10 1111 6411 6965 3 40001 101 | Elementary Music Supp     | 1,500.00     | 0          | 0.00         |
| 10 1111 6411 6965 3 40001 108 | Elementary Art Supplies   | 1,500.00     | 0.00       | 0.00         |
| 10 1111 6411 6965 3 40001 109 | Elementary PE Supplies    | 1,500.00     | 0.00       | 0.00         |
| 10 1111 6412 6965 3 40001     | ES Tech Supplies          | 9,500.00     | 6,426.00   | 12,852.00    |
| 10 1111 6431 6965 3 40001     | Elementary Textbooks      | 0.00         | 10,598.00  | 21,196.00    |
| 10 1111 6431 6965 3 40001 002 | Elementary Workbooks      | 5,000.00     | 0.00       | 0.00         |
| 10 1131 6152 6970 3 40001     | Middle TA Salaries        | 120,506.00   | 10,875.52  | 23,855.46    |
| 10 1131 6221 6970 3 40001     | Middle TA Retirement      | 19,217.50    | 604.80     | 1,870.12     |
| 10 1131 6231 6970 3 40001     | Middle TA SS              | 7,144.01     | 672.02     | 1,473.37     |
| 10 1131 6232 6970 3 40001     | Middle TA Medicare        | 1,670.78     | 157.18     | 344.62       |
| 10 1131 6241 6970 3 40001     | Middle TA Insurance       | 24,496.33    | 1,698.33   | 5,426.86     |
| 10 1131 6271 6970 3 40001     | Middle TA Unemployment    | 558.00       | 62.00      | 124.00       |
| 10 1131 6319 6970 3 40001     | Middle School - Service   | 30,000.00    | 0.00       | 0.00         |
| 10 1131 6363 6970 3 40001     | Printing And Binding      | 500.00       | 0.00       | 0.00         |
| 10 1131 6411 6970 3 40001     | Middle General Supplies   | 50,000.00    | 110.68     | 8,432.73     |
| 10 1131 6411 6970 3 40001 101 | Middle Music Supplies     | 1,500.00     | 0.00       | 0.00         |

|                               |                          |            |          |           |
|-------------------------------|--------------------------|------------|----------|-----------|
| 10 1131 6411 6970 3 40001 108 | Middle Art Supplies      | 1,500.00   | 0.00     | 0.00      |
| 10 1131 6411 6970 3 40001 109 | Middle Pe Supplies       | 1,500.00   | 0.00     | 0.00      |
| 10 1131 6412 6970 3 40001     | MS Tech Supplies         | 9,500.00   | 0.00     | 0.00      |
| 10 1131 6431 6970 3 40001     | Middle School textbook   | 0.00       | 0.00     | 0.00      |
| 10 1131 6431 6970 3 40001 002 | middle school workboo    | 5,000.00   | 0.00     | 0.00      |
| 10 1191 6131 6965 3 00000     | non certified summer sr  | 0.00       | 0.00     | 12,634.42 |
| 10 1191 6231 6965 3 00000     | summer school ss         | 0.00       | 0.00     | 782.20    |
| 10 1191 6232 6965 3 00000     | summer school medica     | 0.00       | 0.00     | 182.93    |
| 10 1191 6271 6965 3 00000     | summer school unempl     | 0.00       | 0.00     | 41.72     |
| 10 1221 6311 6965 3 12210     | special educiiton purch: | 45,000.00  | 6,732.66 | 16,831.65 |
| 10 1221 6311 6970 3 12210     | MS SPED instructional    | 0.00       | 1,683.16 | 4,207.90  |
| 10 1421 6319 6965 3 40001     | ES Sports Fees           | 2,000.00   | 0.00     | 0.00      |
| 10 1421 6319 6970 3 40001     | MS Sports Fees           | 1,500.00   | 0.00     | 0.00      |
| 10 1421 6411 6965 3 40001     | ES Sports Supplies       | 4,000.00   | 0.00     | 0.00      |
| 10 1421 6411 6970 3 40001     | MS Sports Supplies       | 3,000.00   | 0.00     | 0.00      |
| 10 2113 6151 6965 3 40001     | Social Worker element:   | 51,500.00  | 4,291.66 | 12,750.00 |
| 10 2113 6151 6970 3 40001     | social worker middle sc  | 52,530.00  | 4,377.50 | 13,005.00 |
| 10 2113 6221 6965 3 40001     | Social Worker Retirem:   | 8,204.00   | 111.16   | 872.46    |
| 10 2113 6221 6970 3 40001     | Social Worker Retirem:   | 8,345.62   | 113.03   | 887.08    |
| 10 2113 6231 6965 3 40001     | social worker social sec | 3,193.00   | 266.08   | 790.50    |
| 10 2113 6231 6970 3 40001     | social worker social sec | 3,256.86   | 271.40   | 806.30    |
| 10 2113 6232 6965 3 40001     | social worker medicare   | 746.75     | 62.22    | 184.86    |
| 10 2113 6232 6970 3 40001     | social worker medicare   | 761.69     | 63.48    | 188.58    |
| 10 2113 6241 6965 3 40001     | social worker insurance  | 8,165.44   | 579.31   | 1,767.18  |
| 10 2113 6241 6970 3 40001     | social worker insurance  | 8,165.44   | 579.31   | 1,845.67  |
| 10 2113 6271 6965 3 40001     | social worker unemploy   | 186.00     | 0.00     | 0.00      |
| 10 2113 6271 6970 3 40001     | social worker unemploy   | 186.00     | 0        | 0.00      |
| 10 2114 6151 0000 3 00000     | Registrar Wages          | 55,000.00  | 5,833.34 | 17,500.02 |
| 10 2114 6171 0000 3 00000     | Student Data Unused L    | 0.00       | 0.00     | 238.00    |
| 10 2114 6221 0000 3 00000     | Classified Salaries-part | 0.00       | 178.12   | 1,257.35  |
| 10 2114 6231 0000 3 00000     | Registrar Social Securi  | 3,410.00   | 361.66   | 1,099.74  |
| 10 2114 6232 0000 3 00000     | Registrar Medicare       | 797.50     | 84.58    | 257.19    |
| 10 2114 6241 0000 3 00000     | Registrar Insurance      | 8,165.44   | 553.29   | 1,791.27  |
| 10 2114 6271 0000 3 00000     | Registrar Unemployme     | 372.00     | 0.00     | 0.00      |
| 10 2121 6151 0000 3 00000     | Support Services Direc   | 0.00       | 7,500.00 | 22,500.00 |
| 10 2121 6221 0000 3 00000     | Dir. Support Services F  | 0.00       | 183.79   | 1,507.82  |
| 10 2121 6231 0000 3 00000     | Support Services Direc   | 0.00       | 465      | 1,395.00  |
| 10 2121 6232 0000 3 00000     | Support Services Medic   | 0.00       | 108.76   | 326.28    |
| 10 2121 6241 0000 3 00000     | Support Services Insur:  | 0.00       | 579.31   | 1,867.67  |
| 10 2126 6241 6970 3 00000     | High School Placemeni    | 0.00       | 1,430.90 | 4,292.70  |
| 10 2126 6319 6970 3 00000     | High School Placemeni    | 0.00       | 569.10   | 1,138.20  |
| 10 2134 6319 0000 3 51111     | Nurse Contracted Servi   | 136,512.00 | 0.00     | 0.00      |
| 10 2191 6151 0000 3 00000     | Reading Intervention W   | 0.00       | 5,416.66 | 10,833.32 |
| 10 2191 6211 0000 3 00000     | Reading Intervention R   | 0.00       | 354.22   | 708.44    |
| 10 2191 6231 0000 3 00000     | Reading Intervention S:  | 0.00       | 335.84   | 671.68    |
| 10 2191 6232 0000 3 00000     | Reading Intervention M   | 0.00       | 78.54    | 157.08    |
| 10 2191 6271 0000 3 00000     | Reading Intervention U   | 0.00       | 100.74   | 201.48    |
| 10 2212 6151 0000 3 00000     | Curriculum and Instruci  | 87,000.00  | 7,250.00 | 28,833.32 |
| 10 2212 6221 0000 3 00000     | Curriculum and Instruct  | 12,949.60  | 200.71   | 688.82    |
| 10 2212 6231 0000 3 00000     | Curriclum and Instructic | 5,394.00   | 449.50   | 1,757.74  |
| 10 2212 6232 0000 3 00000     | Curriculum and Instruct  | 1,261.50   | 105.12   | 411.06    |
| 10 2212 6241 0000 3 00000     | Curriculum and Instruct  | 7,178.93   | 1,019.58 | 2,841.83  |

|                           |                          |            |           |           |
|---------------------------|--------------------------|------------|-----------|-----------|
| 10 2212 6271 0000 3 00000 | Curriculum and Instruct  | 121.44     | 0.00      | 0.00      |
| 10 2213 6151 0000 3 00000 | Instructional Coaches V  | 222,400.00 | 33,750.00 | 92,916.66 |
| 10 2213 6221 0000 3 00000 | Instructional Coaches F  | 33,948.24  | 465.21    | 7,485.90  |
| 10 2213 6221 0000 3 51111 | Instructional Coaches F  | 0.00       | 0.00      | -470.19   |
| 10 2213 6231 0000 3 00000 | Instructional Coaches S  | 13,788.80  | 2,092.50  | 5,755.20  |
| 10 2213 6232 0000 3 00000 | Instructional Coaches M  | 3,224.80   | 489.36    | 1,345.92  |
| 10 2213 6241 0000 3 00000 | Instructional Coaches Li | 24,496.33  | 1,158.62  | 3,777.78  |
| 10 2213 6271 0000 3 00000 | Instructional Coaches L  | 1,116.00   | 158.10    | 548.72    |
| 10 2213 6312 6965 3 00000 | Elementary Professiona   | 20,000.00  | 1,997.00  | 13,564.00 |
|                           | Services                 |            |           | 0.00      |
| 10 2213 6312 6965 3 51111 | ES Professional Develc   | 0.00       | 1,750.00  | 5,875.00  |
|                           | Reserves                 |            |           | 0.00      |
| 10 2213 6312 6970 3 00000 | Middle Professional De   | 20,000.00  | 5,337.50  | 13,156.00 |
| 10 2213 6312 6970 3 51111 | MS Professional Develc   | 0.00       | 205.00    | 2,285.00  |
|                           | Reserves                 |            |           | 0.00      |
| 10 2213 6319 0000 3 00000 | Tuition Reimbursement    | 30,000.00  | 0.00      | 0.00      |
| 10 2321 6151 0000 3 00000 | Executive Director Waç   | 175,100.00 | 14,591.66 | 43,774.98 |
| 10 2321 6171 0000 3 00000 | Exec. Dir. Unused Leav   | 0.00       | 0.00      | 13,077.00 |
| 10 2321 6221 0000 3 00000 | Executive Retirement     | 25,199.00  | 419.85    | 2,917.76  |
| 10 2321 6231 0000 3 00000 | Fica                     | 10,856.20  | 904.68    | 3,524.82  |
| 10 2321 6232 0000 3 00000 | Medicare                 | 2,538.95   | 211.58    | 824.37    |
| 10 2321 6241 0000 3 00000 | Med Insurance Exec Di    | 8,165.44   | 545.81    | 1,807.67  |
| 10 2321 6271 0000 3 00000 | Unemp Exec Director      | 186.00     | 0.00      | 0.00      |
| 10 2321 6317 0000 3 00000 | Legal Services           | 5,000.00   | 1,475.00  | 2,950.00  |
| 10 2331 6151 0000 3 40001 | Technology Coordinato    | 60,000.00  | 9,166.68  | 22,500.04 |
| 10 2331 6221 0000 3 40001 | Tech Coordinator Retir   | 0.00       | 108.41    | 966.82    |
| 10 2331 6231 0000 3 40001 | Technology Coordinato    | 3,720.00   | 568.34    | 1,395.02  |
| 10 2331 6232 0000 3 40001 | Technology Coordinato    | 870.00     | 132.92    | 326.26    |
| 10 2331 6241 0000 3 40001 | Technology Coordinato    | 7,178.93   | 0         | 0.00      |
| 10 2331 6271 0000 3 40001 | Technology Coordinato    | 242.88     | 0.00      | 0.00      |
| 10 2411 6151 6965 3 40001 | Classified Salaries-regu | 94,760.00  | 5,313.70  | 15,593.56 |
| 10 2411 6151 6970 3 40001 | Classified Salaries-regu | 63,860.00  | 0.00      | 0.00      |
| 10 2411 6171 6965 3 00000 | Classified Unused Sick   | 0.00       | 0.00      | 323.00    |
| 10 2411 6221 6965 3 40001 | Elem Secretary Retiren   | 15,275.00  | 3.98      | 584.64    |
| 10 2411 6221 6970 3 40001 | Middle Sec Retirement    | 9,903.50   | 0.00      | 0.00      |
| 10 2411 6231 6965 3 40001 | Fica Main Office         | 5,875.12   | 326.65    | 978.40    |
| 10 2411 6231 6970 3 40001 | Fica And Medicare Insu   | 3,959.32   | 0.00      | 0.00      |
| 10 2411 6232 6965 3 40001 | Medicare Front Office    | 1,374.02   | 76.41     | 228.87    |
| 10 2411 6232 6970 3 40001 | Medicare                 | 925.97     | 0.00      | 0.00      |
| 10 2411 6241 6965 3 40001 | Medical Ins Front Office | 16,330.88  | 1,113.14  | 3,648.37  |
| 10 2411 6241 6970 3 40001 | Employee Insurance       | 8,165.44   | 0.00      | 0.00      |
| 10 2411 6271 6965 3 40001 | Unemp Front Office       | 372.00     | 77.50     | 180.31    |
| 10 2511 6151 0000 3 00000 | Classified Salaries-regu | 156,560.00 | 17,213.34 | 47,473.36 |
| 10 2511 6171 0000 3 00000 | Business Office Unuser   | 0.00       | 0.00      | 2,785.00  |
| 10 2511 6221 0000 3 00000 | Business Office Retirer  | 23,772.50  | 416.65    | 2,787.74  |
| 10 2511 6231 0000 3 00000 | Fica And Medicare Insu   | 9,706.72   | 1,067.24  | 3,116.05  |
| 10 2511 6232 0000 3 00000 | Medicare                 | 2,270.12   | 249.60    | 728.76    |
| 10 2511 6241 0000 3 00000 | Business Office Insurar  | 16,330.88  | 1,158.62  | 3,621.10  |
| 10 2511 6261 0000 3 00000 | Worker's Compensation    | 0.00       | 7,089.00  | 14,178.00 |
| 10 2511 6271 0000 3 00000 | Unemployment Compe       | 372.00     | 77.50     | 155.00    |
| 10 2511 6315 0000 3 00000 | Audit Services           | 15,000.00  | 0.00      | 0.00      |
| 10 2511 6316 0000 3 00000 | Data Processing Servic   | 20,000.00  | 1,876.48  | 6,483.29  |

|                           |                          |            |           |           |
|---------------------------|--------------------------|------------|-----------|-----------|
| 10 2511 6319 0000 3 00000 | Other Prof/technical Se  | 50,000.00  | 6,774.04  | 35,634.62 |
| 10 2511 6334 0000 3 00000 | Rentals-equipment        | 28,000.00  | 6,222.31  | 13,175.33 |
| 10 2511 6343 0000 3 00000 | Travel                   | 5,000.00   | 206.78    | 7,477.82  |
| 10 2511 6361 0000 3 00000 | Administration Commu     | 20,000.00  | 448.52    | 1,349.70  |
| 10 2511 6371 0000 3 00000 | Dues And Membership:     | 0.00       | 5,232.00  | 10,464.00 |
| 10 2511 6411 0000 3 00000 | General Supplies         | 25,000.00  | 65.65     | 3,806.40  |
| 10 2511 6412 0000 3 00000 | Supplies - Technology-   | 10,000.00  | 883.20    | 1,766.40  |
| 10 2511 6412 0000 3 51111 | Tech-Related Reserves    | 10,000.00  | 0.00      | 0.00      |
| 10 2529 6151 0000 3 00000 | Classified Salaries-regu | 77,251.03  | 6,609.57  | 19,656.64 |
| 10 2529 6161 0000 3 00000 | Classified Salaries-part | 25,000.00  | 5,274.18  | 14,425.29 |
| 10 2529 6221 0000 3 00000 | Development Retireme     | 11,744.76  | 159.93    | 1,287.90  |
| 10 2529 6231 0000 3 00000 | Fica And Medicare Insu   | 6,339.56   | 736.78    | 2,113.06  |
| 10 2529 6232 0000 3 00000 | Medicare                 | 1,482.64   | 172.30    | 494.15    |
| 10 2529 6241 0000 3 00000 | Employee Insurance       | 8,165.44   | 579.31    | 1,879.92  |
| 10 2529 6271 0000 3 00000 | Unemp Development        | 558.00     | 66.79     | 183.89    |
| 10 2529 6319 0000 3 00000 | Development Services     | 83,000.00  | 1,276.58  | 12,595.53 |
| 10 2529 6411 0000 3 00000 | General Supplies         | 8,300.00   | 127.80    | 359.29    |
| 10 2542 6151 0000 3 00000 | Facilities Full Time     | 185,630.92 | 24,466.16 | 69,846.06 |
| 10 2542 6161 0000 3 00000 | Facilities -part Time    | 169,920.00 | 6,511.13  | 18,028.45 |
| 10 2542 6171 0000 3 00000 | FT Facilities Unused Le  | 0.00       | 0.00      | 3,978.00  |
| 10 2542 6221 0000 3 00000 | Facilities Retirement    | 18,265.75  | 271.96    | 1,937.43  |
| 10 2542 6231 0000 3 00000 | Fica                     | 22,044.16  | 1,805.97  | 5,371.80  |
| 10 2542 6232 0000 3 00000 | Medicare                 | 5,155.49   | 422.36    | 1,258.17  |
| 10 2542 6241 0000 3 00000 | Health Insurance         | 64,480.04  | 3,268.46  | 8,733.01  |
| 10 2542 6271 0000 3 00000 | Unemployment Compe       | 2,046.00   | 111.73    | 338.08    |
| 10 2542 6319 0000 3 00000 | Other Prof/technical Se  | 60,000.00  | 27,365.32 | 97,895.68 |
| 10 2542 6332 0000 3 00000 | Repair & Maintenance :   | 10,000.00  | 0.00      | 0.00      |
| 10 2542 6333 0000 3 00000 | Rentals-land And Buildi  | 200,000.00 | 16,666.66 | 49,999.98 |
| 10 2542 6335 0000 3 00000 | Water                    | 8,500.00   | 402.99    | 1,208.97  |
| 10 2542 6336 0000 3 00000 | Trash Removal            | 19,000.00  | 2,136.62  | 6,410.20  |
| 10 2542 6351 0000 3 00000 | Property Insurance       | 0.00       | 10,771.00 | 26,580.50 |
| 10 2542 6411 0000 3 00000 | Facility Supplies        | 50,000.00  | 0.00      | 3,315.28  |
| 10 2542 6481 0000 3 00000 | Electricity              | 45,000.00  | 5,597.26  | 16,061.02 |
| 10 2542 6482 0000 3 00000 | Gas-heating              | 25,000.00  | 556.74    | 1,609.64  |
| 10 2546 6161 0000 3 00000 | Classified Salaries-part | 0.00       | 1,544.59  | 5,223.02  |
| 10 2546 6231 0000 3 00000 | Fica And Medicare Insu   | 0.00       | 140.08    | 399.83    |
| 10 2546 6232 0000 3 00000 | Medicare                 | 0.00       | 32.76     | 93.51     |
| 10 2546 6319 0000 3 00000 | Other Security Services  | 90,000.00  | 720.00    | 1,440.00  |
| 10 2552 6161 0000 3 00000 | Transportation Part Tir  | 304,837.50 | 24,640.64 | 67,778.39 |
| 10 2552 6221 0000 3 00000 | Non-teacher Retiremen    | 7,956.15   | -111.21   | -149.57   |
| 10 2552 6231 0000 3 00000 | Fica And Medicare Insu   | 18,279.93  | 1,527.71  | 4,202.24  |
| 10 2552 6232 0000 3 00000 | Medicare                 | 4,275.14   | 357.23    | 982.68    |
| 10 2552 6241 0000 3 00000 | Employee Insurance       | 65,323.54  | 3,877.83  | 12,641.37 |
| 10 2552 6271 0000 3 00000 | Unemployment Compe       | 1,860.00   | 0.00      | 0.00      |
| 10 2552 6319 0000 3 00000 | Other Prof/technical Se  | 11,000.00  | 639.56    | 1,568.03  |
| 10 2552 6332 0000 3 00000 | Repairs And Maintenar    | 65,000.00  | 0.00      | 896.31    |
| 10 2552 6334 0000 3 00000 | Rentals-equipment        | 0.00       | 0.00      | 0.00      |
| 10 2552 6411 0000 3 00000 | General Supplies         | 1,000.00   | 0.00      | 0.00      |
| 10 2552 6486 0000 3 00000 | Diesel                   | 45,000.00  | 0.00      | 7,363.30  |
| 10 2553 6349 0000 3 00000 | Contracted Transportat   | 60,000.00  | 6,553.58  | 13,107.16 |
| 10 2558 6349 0000 3 00000 | Other Transportation Si  | 0.00       | 763.25    | 1,526.50  |
| 10 2561 6161 0000 3 00000 | Classified Salaries-part | 69,492.00  | 3,124.34  | 6,693.68  |

|                           |                          |              |           |            |
|---------------------------|--------------------------|--------------|-----------|------------|
| 10 2561 6231 0000 3 00000 | Fica                     | 4,308.50     | 193.70    | 414.99     |
| 10 2561 6232 0000 3 00000 | Medicare                 | 1,007.63     | 45.30     | 97.05      |
| 10 2561 6241 0000 3 00000 | Health Insurance         | 16,101.91    | 1,155.10  | 3,573.81   |
| 10 2561 6271 0000 3 00000 | Unemp Kitchen Mgr        | 372.00       | 0.00      | 0.00       |
| 10 2561 6411 0000 3 00000 | General Supplies         | 2,500.00     | 0.00      | 0.00       |
| 10 2561 6471 6965 3 00000 | Food Supplies            | 130,000.00   | 38,305.77 | 38,305.77  |
| 10 2561 6471 6970 3 00000 | Food Supplies            | 130,000.00   | 20,618.43 | 20,618.43  |
| 10 2562 6161 0000 3 00000 | Classified Salaries-part | 0.00         | 727.44    | 1,454.88   |
| 10 2562 6231 0000 3 00000 | Fica                     | 0.00         | 45.10     | 90.20      |
| 10 2562 6232 0000 3 00000 | Medicare                 | 0.00         | 10.55     | 21.10      |
| 10 3512 6151 6965 3 00000 | Certified Regular Salari | 137,108.45   | 11,706.54 | 23,413.08  |
| 10 3512 6221 6965 3 00000 | Ft Pkteacher/ecc Secre   | 22,220.66    | 339.19    | 678.38     |
| 10 3512 6231 6965 3 00000 | Fica And Medicare Insu   | 8,500.72     | 695.89    | 1,391.78   |
| 10 3512 6232 6965 3 00000 | Medicare                 | 1,988.07     | 162.75    | 325.50     |
| 10 3512 6241 6965 3 00000 | Ecc Employee Insuranc    | 24,496.33    | 1,116.23  | 4,180.53   |
| 10 3512 6271 6965 3 00000 | Unemployment Compe       | 558.00       | 0.00      | 0.00       |
| 10 3512 6411 6965 3 00000 | General Supplies-ecc     | 5,000.00     | 0.00      | 0.00       |
| 10 3812 6411 0000 3 00000 | Ext. DaySupplies         | 10,000.00    | 21.18     | 42.36      |
| 20 1111 6111 6965 3 40001 | Teacher                  | 1,314,533.68 | 63,488.77 | 176,977.54 |
| 20 1111 6211 6965 3 40001 | Ft Teacher - Retirement  | 206,571.59   | 2,416.10  | 4,832.20   |
| 20 1111 6231 6965 3 40001 | Fica                     | 81,501.09    | 6,964.36  | 13,928.72  |
| 20 1111 6232 6965 3 40001 | Teacher Medicare         | 19,060.74    | 1,628.81  | 3,257.62   |
| 20 1111 6241 6965 3 40001 | Health Insurance         | 163,308.84   | 10,040.33 | 31,461.66  |
| 20 1111 6271 6965 3 40001 | Unemployment Compe       | 4,836.00     | 561.10    | 1,122.20   |
| 20 1131 6111 6970 3 40001 | Certified Regular Salari | 849,149.54   | 34,077.16 | 78,861.56  |
| 20 1131 6211 6970 3 40001 | Teachers' Retirement     | 134,722.03   | 1,762.00  | 3,524.00   |
| 20 1131 6231 6970 3 40001 | Fica And Medicare Insu   | 52,647.27    | 5,304.66  | 10,609.32  |
| 20 1131 6232 6970 3 40001 | Medicare                 | 12,312.67    | 1,240.60  | 2,481.20   |
| 20 1131 6241 6970 3 40001 | Employee Insurance       | 130,647.07   | 5,146.57  | 16,994.40  |
| 20 1131 6271 6970 3 40001 | Unemployment Compe       | 4,278.00     | 818.40    | 1,636.80   |
| 20 1191 6131 6965 3 00000 | Certified Teacher Sumr   | 95,000.00    | 2,832.00  | 23,832.63  |
| 20 1191 6231 6965 3 00000 | Summer School Teach      | 5,890.00     | 0.00      | 1,152.27   |
| 20 1191 6232 6965 3 00000 | Summer School Teach      | 2,377.50     | 0.00      | 269.47     |
| 20 1191 6271 6965 3 00000 | Cert Summer Teachers     | 0.00         | 0.00      | 97.17      |
| 20 1221 6111 6965 3 12210 | Certified Regular Salari | 43,190.00    | 16,063.44 | 32,126.88  |
| 20 1221 6111 6965 4 44100 | Certified Regular Salari | 60,370.00    | 0.00      | 0.00       |
| 20 1221 6111 6970 3 12210 | Certified Regular Salari | 13,000.00    | 5,416.66  | 10,833.32  |
| 20 1221 6111 6970 4 44100 | Certified Regular Salari | 52,000.00    | 0.00      | 0.00       |
| 20 1221 6211 6965 4 44100 | Teachers' Retirement(fi  | 16,485.00    | -155.08   | -310.16    |
| 20 1221 6211 6970 3 12210 | Teachers' Retirement     | 18,745.50    | 0.00      | 0.00       |
| 20 1221 6211 6970 4 44100 | Teachers' Retirement     | 0.00         | 609.38    | 1,218.76   |
| 20 1221 6231 6965 3 12210 | Fica Spec Ed             | 6,420.72     | 995.91    | 1,991.82   |
| 20 1221 6231 6970 3 12210 | Fica And Medicare Insu   | 7,440.00     | 335.84    | 671.68     |
| 20 1221 6232 6965 3 12210 | Medicare Spec Ed         | 1,501.62     | 232.92    | 465.84     |
| 20 1221 6232 6970 3 12210 | Medicare                 | 1,740.00     | 78.54     | 157.08     |
| 20 1221 6241 6965 4 44100 | Employee Insurance (fe   | 16,330.88    | 1,158.62  | 3,588.66   |
| 20 1221 6241 6970 3 12210 | Employee Insurance       | 16,330.88    | 0.00      | 0.00       |
| 20 1221 6241 6970 4 44100 | Middle Sped Insurance    | 0.00         | 579.31    | 1,859.42   |
| 20 1221 6271 6965 3 12210 | Unempl Spec Ed           | 558.00       | 156.69    | 313.38     |
| 20 1221 6271 6970 3 12210 | Unemployment Compe       | 744.00       | 92.99     | 185.98     |
| 20 1421 6131 6965 3 40001 | ES Cert. Coaching Wa     | 7,000.00     | 0.00      | 0.00       |
| 20 1421 6131 6970 3 40001 | MS Cert. Coaching Wa     | 14,250.00    | 0.00      | 0.00       |

|                           |                          |            |           |           |
|---------------------------|--------------------------|------------|-----------|-----------|
| 20 1421 6231 6965 3 40001 | ES Cert. Coaching SS     | 434.00     | 0.00      | 0.00      |
| 20 1421 6231 6970 3 40001 | MS Cert. Coaching SS     | 883.50     | 0.00      | 0.00      |
| 20 1421 6232 6965 3 40001 | ES Cert. Coaching Mec    | 101.50     | 0.00      | 0.00      |
| 20 1421 6232 6970 3 40001 | MS Cert. Coaching Mec    | 206.63     | 0.00      | 0.00      |
| 20 1911 6398 6970 3 00000 | Tuition Payments         | 7,250.00   | 0.00      | 0.00      |
| 20 2211 6112 6965 3 40001 | Elem Asst. Principal W.  | 188,078.00 | 15,673.16 | 47,019.48 |
| 20 2211 6112 6970 3 40001 | Middle Asst Principal V  | 89,610.00  | 7,467.50  | 22,402.50 |
| 20 2211 6141 6965 3 00000 | Elem Asst. Prin. Unuse   | 0.00       | 0.00      | 7,924.00  |
| 20 2211 6141 6970 3 00000 | Middle Asst. Prin. Unus  | 0.00       | 0.00      | 1,338.00  |
| 20 2211 6211 6965 3 40001 | Assistant Principal Reti | 28,106.22  | 467.51    | 3,248.28  |
| 20 2211 6211 6970 3 40001 | Teachers' Retirement     | 13,444.12  | 223.36    | 1,658.84  |
| 20 2211 6231 6965 3 40001 | Elem Principal Ss        | 11,660.84  | 971.74    | 3,406.51  |
| 20 2211 6231 6970 3 40001 | Middle School Ss         | 5,555.82   | 433.06    | 1,382.14  |
| 20 2211 6232 6965 3 40001 | Medicare                 | 2,727.13   | 227.26    | 796.68    |
| 20 2211 6232 6970 3 40001 | Medicare                 | 1,299.35   | 101.28    | 323.24    |
| 20 2211 6241 6965 3 40001 | Employee Insurance       | 16,330.88  | 996.44    | 3,319.59  |
| 20 2211 6241 6970 3 40001 | Employee Insurance       | 8,165.44   | 490.22    | 1,636.66  |
| 20 2211 6271 6965 3 40001 | Unemployment Compe       | 372.00     | 0.00      | 0.00      |
| 20 2211 6271 6970 3 40001 | Unemployment Compe       | 186.00     | 0.00      | 0.00      |
| 20 2411 6112 6965 3 40001 | Certified Regular Salari | 119,892.00 | 9,991.00  | 29,973.00 |
| 20 2411 6112 6970 3 40001 | Certified Regular Salari | 110,210.00 | 9,184.16  | 27,552.48 |
| 20 2411 6141 6965 3 00000 | Elementary Prin. Unuse   | 0.00       | 0.00      | 5,372.08  |
| 20 2411 6141 6970 3 00000 | Middle Prin. Unused Le   | 0.00       | 0.00      | 1,646.00  |
| 20 2411 6211 6965 3 40001 | Principal Retirement     | 7,133.00   | 292.90    | 2,035.34  |
| 20 2411 6211 6970 3 40001 | Teachers' Retirement     | 7,133.00   | 270.95    | 1,882.70  |
| 20 2411 6231 6965 3 40001 | Fica And Medicare Insu   | 7,433.30   | 619.44    | 2,191.39  |
| 20 2411 6231 6970 3 40001 | Fica And Medicare Insu   | 6,833.02   | 567.18    | 1,803.59  |
| 20 2411 6232 6965 3 40001 | Medicare                 | 1,738.43   | 144.86    | 512.47    |
| 20 2411 6232 6970 3 40001 | Medicare                 | 1,598.05   | 132.64    | 421.80    |
| 20 2411 6241 6965 3 40001 | Employee Insurance       | 8,165.44   | 523.81    | 1,748.38  |
| 20 2411 6241 6970 3 40001 | Employee Insurance       | 8,165.44   | 543.25    | 1,831.61  |
| 20 2411 6271 6965 3 40001 | Principal Unemploymer    | 186.00     | 0.00      | 0.00      |
| 20 2411 6271 6970 3 40001 | Unemployment Compe       | 186.00     | 0         | 0.00      |
| 20 3812 6131 0000 3 00000 | Ext. Day Cert            | 45,000.00  | 0.00      | 0.00      |
| 20 3812 6231 0000 3 00000 | Ext. Day Cert SS         | 2,790.00   | 0.00      | 0.00      |
| 20 3812 6232 0000 3 00000 | Ext. Day Cert Med        | 652.50     | 0.00      | 0.00      |
| 40 2561 6541 0000 3 00000 | Regular Equipment        | 3,000.00   | 0.00      | 0.00      |
| 40 5122 6611 0000 3 00000 | Redemption Of Principi   | 70,725.00  | 6,052.48  | 18,211.19 |
| 40 5222 6621 0000 3 00000 | Serial Bond Interest     | 27,715.00  | 2,150.83  | 6,398.74  |

| Remaining    | Function | Object |           |                            |
|--------------|----------|--------|-----------|----------------------------|
| 127,938.41   |          | 3799   | 1173799   |                            |
| 73,727.86    |          | 4026   | 1184026   |                            |
| 543,999.66   |          | 2654   | 1202654   |                            |
| -2,500.00    |          | 5192   | 10 5192   |                            |
| 14,894.00    |          | 4845   | 1204845   |                            |
| 1,421,823.98 |          | 6117   | 1246117   |                            |
| 255,720.86   |          | 6483   | 1246483   |                            |
| 123,499.00   |          | 9039   | 1249039   |                            |
| -18,312.32   |          | 3007   | 1283007   |                            |
| 1,099,527.00 |          | 6659   | 1286659   |                            |
| 137,086.00   |          | 3599   | 1293599   |                            |
| -1,761.00    |          | 3964   | 1293964   |                            |
| 336,914.97   |          | 5060   | 1295060   |                            |
| 152,717.70   |          | 5425   | 1295425   |                            |
| 326,397.00   |          | 7251   | 1297251   |                            |
| 32,031.00    |          | 0904   | 1300904   |                            |
| 23,893.00    |          | 2365   | 1302365   |                            |
| -500.00      |          | 4053   | 1314053   |                            |
| 375,667.99   |          | 5113   | 20 5113   |                            |
| 4,173,645.53 |          | 5311   | 20 5311   |                            |
| 80,412.50    | 1111     | 6121   | 1111 6121 | 1111 6121 6965 3 40001     |
| 158,299.88   | 1111     | 6152   | 1111 6152 | 1111 6152 6965 3 40001     |
| 27,213.03    | 1111     | 6221   | 1111 6221 | 1111 6221 6965 3 40001     |
| 14,800.20    | 1111     | 6231   | 1111 6231 | 1111 6231 6965 3 40001     |
| 3,461.32     | 1111     | 6232   | 1111 6232 | 1111 6232 6965 3 40001     |
| 31,178.36    | 1111     | 6241   | 1111 6241 | 1111 6241 6965 3 40001     |
| 2,713.86     | 1111     | 6271   | 1111 6271 | 1111 6271 6965 3 40001     |
| 27,232.70    | 1111     | 6311   | 1111 6311 | 1111 6311 6965 3 40001     |
| 29,015.00    | 1111     | 6319   | 1111 6319 | 1111 6319 6965 3 40001     |
| 1,000.00     | 1111     | 6363   | 1111 6363 | 1111 6363 6965 3 40001     |
| 29,767.10    | 1111     | 6411   | 1111 6411 | 1111 6411 6965 3 40001     |
| 1,500.00     | 1111     | 6411   | 1111 6411 | 1111 6411 6965 3 40001 101 |
| 1,500.00     | 1111     | 6411   | 1111 6411 | 1111 6411 6965 3 40001 108 |
| 1,500.00     | 1111     | 6411   | 1111 6411 | 1111 6411 6965 3 40001 109 |
| 3,074.00     | 1111     | 6412   | 1111 6412 | 1111 6412 6965 3 40001     |
| -10,598.00   | 1111     | 6431   | 1111 6431 | 1111 6431 6965 3 40001     |
| 5,000.00     | 1111     | 6431   | 1111 6431 | 1111 6431 6965 3 40001 002 |
| 107,526.06   | 1131     | 6152   | 1131 6152 | 1131 6152 6970 3 40001     |
| 17,952.18    | 1131     | 6221   | 1131 6221 | 1131 6221 6970 3 40001     |
| 6,342.66     | 1131     | 6231   | 1131 6231 | 1131 6231 6970 3 40001     |
| 1,483.34     | 1131     | 6232   | 1131 6232 | 1131 6232 6970 3 40001     |
| 20,767.80    | 1131     | 6241   | 1131 6241 | 1131 6241 6970 3 40001     |
| 496.00       | 1131     | 6271   | 1131 6271 | 1131 6271 6970 3 40001     |
| 30,000.00    | 1131     | 6319   | 1131 6319 | 1131 6319 6970 3 40001     |
| 500.00       | 1131     | 6363   | 1131 6363 | 1131 6363 6970 3 40001     |
| 41,677.95    | 1131     | 6411   | 1131 6411 | 1131 6411 6970 3 40001     |
| 1,500.00     | 1131     | 6411   | 1131 6411 | 1131 6411 6970 3 40001 101 |

|            |      |      |           |                            |
|------------|------|------|-----------|----------------------------|
| 1,500.00   | 1131 | 6411 | 1131 6411 | 1131 6411 6970 3 40001 108 |
| 1,500.00   | 1131 | 6411 | 1131 6411 | 1131 6411 6970 3 40001 109 |
| 9,500.00   | 1131 | 6412 | 1131 6412 | 1131 6412 6970 3 40001     |
| 0.00       | 1131 | 6431 | 1131 6431 | 1131 6431 6970 3 40001     |
| 5,000.00   | 1131 | 6431 | 1131 6431 | 1131 6431 6970 3 40001 002 |
| -12,634.42 | 1191 | 6131 | 1191 6131 | 1191 6131 6965 3 00000     |
| -782.20    | 1191 | 6231 | 1191 6231 | 1191 6231 6965 3 00000     |
| -182.93    | 1191 | 6232 | 1191 6232 | 1191 6232 6965 3 00000     |
| -41.72     | 1191 | 6271 | 1191 6271 | 1191 6271 6965 3 00000     |
| 34,901.01  | 1221 | 6311 | 1221 6311 | 1221 6311 6965 3 12210     |
| -2,524.74  | 1221 | 6311 | 1221 6311 | 1221 6311 6970 3 12210     |
| 2,000.00   | 1421 | 6319 | 1421 6319 | 1421 6319 6965 3 40001     |
| 1,500.00   | 1421 | 6319 | 1421 6319 | 1421 6319 6970 3 40001     |
| 4,000.00   | 1421 | 6411 | 1421 6411 | 1421 6411 6965 3 40001     |
| 3,000.00   | 1421 | 6411 | 1421 6411 | 1421 6411 6970 3 40001     |
| 43,041.66  | 2113 | 6151 | 2113 6151 | 2113 6151 6965 3 40001     |
| 43,902.50  | 2113 | 6151 | 2113 6151 | 2113 6151 6970 3 40001     |
| 7,442.70   | 2113 | 6221 | 2113 6221 | 2113 6221 6965 3 40001     |
| 7,571.57   | 2113 | 6221 | 2113 6221 | 2113 6221 6970 3 40001     |
| 2,668.58   | 2113 | 6231 | 2113 6231 | 2113 6231 6965 3 40001     |
| 2,721.96   | 2113 | 6231 | 2113 6231 | 2113 6231 6970 3 40001     |
| 624.11     | 2113 | 6232 | 2113 6232 | 2113 6232 6965 3 40001     |
| 636.59     | 2113 | 6232 | 2113 6232 | 2113 6232 6970 3 40001     |
| 6,977.57   | 2113 | 6241 | 2113 6241 | 2113 6241 6965 3 40001     |
| 6,899.08   | 2113 | 6241 | 2113 6241 | 2113 6241 6970 3 40001     |
| 186.00     | 2113 | 6271 | 2113 6271 | 2113 6271 6965 3 40001     |
| 186.00     | 2113 | 6271 | 2113 6271 | 2113 6271 6970 3 40001     |
| 43,333.32  | 2114 | 6151 | 2114 6151 | 2114 6151 0000 3 00000     |
| -238.00    | 2114 | 6171 | 2114 6171 | 2114 6171 0000 3 00000     |
| -1,079.23  | 2114 | 6221 | 2114 6221 | 2114 6221 0000 3 00000     |
| 2,671.92   | 2114 | 6231 | 2114 6231 | 2114 6231 0000 3 00000     |
| 624.89     | 2114 | 6232 | 2114 6232 | 2114 6232 0000 3 00000     |
| 6,927.46   | 2114 | 6241 | 2114 6241 | 2114 6241 0000 3 00000     |
| 372.00     | 2114 | 6271 | 2114 6271 | 2114 6271 0000 3 00000     |
| -15,000.00 | 2121 | 6151 | 2121 6151 | 2121 6151 0000 3 00000     |
| -1,324.03  | 2121 | 6221 | 2121 6221 | 2121 6221 0000 3 00000     |
| -930.00    | 2121 | 6231 | 2121 6231 | 2121 6231 0000 3 00000     |
| -217.52    | 2121 | 6232 | 2121 6232 | 2121 6232 0000 3 00000     |
| -1,288.36  | 2121 | 6241 | 2121 6241 | 2121 6241 0000 3 00000     |
| -2,861.80  | 2126 | 6241 | 2126 6241 | 2126 6241 6970 3 00000     |
| -569.10    | 2126 | 6319 | 2126 6319 | 2126 6319 6970 3 00000     |
| 136,512.00 | 2134 | 6319 | 2134 6319 | 2134 6319 0000 3 51111     |
| -5,416.66  | 2191 | 6151 | 2191 6151 | 2191 6151 0000 3 00000     |
| -354.22    | 2191 | 6211 | 2191 6211 | 2191 6211 0000 3 00000     |
| -335.84    | 2191 | 6231 | 2191 6231 | 2191 6231 0000 3 00000     |
| -78.54     | 2191 | 6232 | 2191 6232 | 2191 6232 0000 3 00000     |
| -100.74    | 2191 | 6271 | 2191 6271 | 2191 6271 0000 3 00000     |
| 65,416.68  | 2212 | 6151 | 2212 6151 | 2212 6151 0000 3 00000     |
| 12,461.49  | 2212 | 6221 | 2212 6221 | 2212 6221 0000 3 00000     |
| 4,085.76   | 2212 | 6231 | 2212 6231 | 2212 6231 0000 3 00000     |
| 955.56     | 2212 | 6232 | 2212 6232 | 2212 6232 0000 3 00000     |
| 5,356.68   | 2212 | 6241 | 2212 6241 | 2212 6241 0000 3 00000     |

|            |      |      |           |                        |
|------------|------|------|-----------|------------------------|
| 121.44     | 2212 | 6271 | 2212 6271 | 2212 6271 0000 3 00000 |
| 163,233.34 | 2213 | 6151 | 2213 6151 | 2213 6151 0000 3 00000 |
| 26,927.55  | 2213 | 6221 | 2213 6221 | 2213 6221 0000 3 00000 |
| 470.19     | 2213 | 6221 | 2213 6221 | 2213 6221 0000 3 51111 |
| 10,126.10  | 2213 | 6231 | 2213 6231 | 2213 6231 0000 3 00000 |
| 2,368.24   | 2213 | 6232 | 2213 6232 | 2213 6232 0000 3 00000 |
| 21,877.17  | 2213 | 6241 | 2213 6241 | 2213 6241 0000 3 00000 |
| 725.38     | 2213 | 6271 | 2213 6271 | 2213 6271 0000 3 00000 |
| 8,433.00   | 2213 | 6312 | 2213 6312 | 2213 6312 6965 3 00000 |
| -4,125.00  | 2213 | 6312 | 2213 6312 | 2213 6312 6965 3 51111 |
| 12,181.50  | 2213 | 6312 | 2213 6312 | 2213 6312 6970 3 00000 |
| -2,080.00  | 2213 | 6312 | 2213 6312 | 2213 6312 6970 3 51111 |
| 30,000.00  | 2213 | 6319 | 2213 6319 | 2213 6319 0000 3 00000 |
| 145,916.68 | 2321 | 6151 | 2321 6151 | 2321 6151 0000 3 00000 |
| -13,077.00 | 2321 | 6171 | 2321 6171 | 2321 6171 0000 3 00000 |
| 22,701.09  | 2321 | 6221 | 2321 6221 | 2321 6221 0000 3 00000 |
| 8,236.06   | 2321 | 6231 | 2321 6231 | 2321 6231 0000 3 00000 |
| 1,926.16   | 2321 | 6232 | 2321 6232 | 2321 6232 0000 3 00000 |
| 6,903.58   | 2321 | 6241 | 2321 6241 | 2321 6241 0000 3 00000 |
| 186.00     | 2321 | 6271 | 2321 6271 | 2321 6271 0000 3 00000 |
| 3,525.00   | 2321 | 6317 | 2321 6317 | 2321 6317 0000 3 00000 |
| 46,666.64  | 2331 | 6151 | 2331 6151 | 2331 6151 0000 3 40001 |
| -858.41    | 2331 | 6221 | 2331 6221 | 2331 6221 0000 3 40001 |
| 2,893.32   | 2331 | 6231 | 2331 6231 | 2331 6231 0000 3 40001 |
| 676.66     | 2331 | 6232 | 2331 6232 | 2331 6232 0000 3 40001 |
| 7,178.93   | 2331 | 6241 | 2331 6241 | 2331 6241 0000 3 40001 |
| 242.88     | 2331 | 6271 | 2331 6271 | 2331 6271 0000 3 40001 |
| 84,480.14  | 2411 | 6151 | 2411 6151 | 2411 6151 6965 3 40001 |
| 63,860.00  | 2411 | 6151 | 2411 6151 | 2411 6151 6970 3 40001 |
| -323.00    | 2411 | 6171 | 2411 6171 | 2411 6171 6965 3 00000 |
| 14,694.34  | 2411 | 6221 | 2411 6221 | 2411 6221 6965 3 40001 |
| 9,903.50   | 2411 | 6221 | 2411 6221 | 2411 6221 6970 3 40001 |
| 5,223.37   | 2411 | 6231 | 2411 6231 | 2411 6231 6965 3 40001 |
| 3,959.32   | 2411 | 6231 | 2411 6231 | 2411 6231 6970 3 40001 |
| 1,221.56   | 2411 | 6232 | 2411 6232 | 2411 6232 6965 3 40001 |
| 925.97     | 2411 | 6232 | 2411 6232 | 2411 6232 6970 3 40001 |
| 13,795.65  | 2411 | 6241 | 2411 6241 | 2411 6241 6965 3 40001 |
| 8,165.44   | 2411 | 6241 | 2411 6241 | 2411 6241 6970 3 40001 |
| 269.19     | 2411 | 6271 | 2411 6271 | 2411 6271 6965 3 40001 |
| 126,299.98 | 2511 | 6151 | 2511 6151 | 2511 6151 0000 3 00000 |
| -2,785.00  | 2511 | 6171 | 2511 6171 | 2511 6171 0000 3 00000 |
| 21,401.41  | 2511 | 6221 | 2511 6221 | 2511 6221 0000 3 00000 |
| 7,657.91   | 2511 | 6231 | 2511 6231 | 2511 6231 0000 3 00000 |
| 1,790.96   | 2511 | 6232 | 2511 6232 | 2511 6232 0000 3 00000 |
| 13,868.40  | 2511 | 6241 | 2511 6241 | 2511 6241 0000 3 00000 |
| -7,089.00  | 2511 | 6261 | 2511 6261 | 2511 6261 0000 3 00000 |
| 294.50     | 2511 | 6271 | 2511 6271 | 2511 6271 0000 3 00000 |
| 15,000.00  | 2511 | 6315 | 2511 6315 | 2511 6315 0000 3 00000 |
| 15,393.19  | 2511 | 6316 | 2511 6316 | 2511 6316 0000 3 00000 |

|            |      |      |           |                        |
|------------|------|------|-----------|------------------------|
| 21,139.42  | 2511 | 6319 | 2511 6319 | 2511 6319 0000 3 00000 |
| 21,046.98  | 2511 | 6334 | 2511 6334 | 2511 6334 0000 3 00000 |
| -2,271.04  | 2511 | 6343 | 2511 6343 | 2511 6343 0000 3 00000 |
| 19,098.82  | 2511 | 6361 | 2511 6361 | 2511 6361 0000 3 00000 |
| -5,232.00  | 2511 | 6371 | 2511 6371 | 2511 6371 0000 3 00000 |
| 21,259.25  | 2511 | 6411 | 2511 6411 | 2511 6411 0000 3 00000 |
| 9,116.80   | 2511 | 6412 | 2511 6412 | 2511 6412 0000 3 00000 |
| 10,000.00  | 2511 | 6412 | 2511 6412 | 2511 6412 0000 3 51111 |
| 64,203.96  | 2529 | 6151 | 2529 6151 | 2529 6151 0000 3 00000 |
| 15,848.89  | 2529 | 6161 | 2529 6161 | 2529 6161 0000 3 00000 |
| 10,616.79  | 2529 | 6221 | 2529 6221 | 2529 6221 0000 3 00000 |
| 4,963.28   | 2529 | 6231 | 2529 6231 | 2529 6231 0000 3 00000 |
| 1,160.79   | 2529 | 6232 | 2529 6232 | 2529 6232 0000 3 00000 |
| 6,864.83   | 2529 | 6241 | 2529 6241 | 2529 6241 0000 3 00000 |
| 440.90     | 2529 | 6271 | 2529 6271 | 2529 6271 0000 3 00000 |
| 71,681.05  | 2529 | 6319 | 2529 6319 | 2529 6319 0000 3 00000 |
| 8,068.51   | 2529 | 6411 | 2529 6411 | 2529 6411 0000 3 00000 |
| 140,251.02 | 2542 | 6151 | 2542 6151 | 2542 6151 0000 3 00000 |
| 158,402.68 | 2542 | 6161 | 2542 6161 | 2542 6161 0000 3 00000 |
| -3,978.00  | 2542 | 6171 | 2542 6171 | 2542 6171 0000 3 00000 |
| 16,600.28  | 2542 | 6221 | 2542 6221 | 2542 6221 0000 3 00000 |
| 18,478.33  | 2542 | 6231 | 2542 6231 | 2542 6231 0000 3 00000 |
| 4,319.68   | 2542 | 6232 | 2542 6232 | 2542 6232 0000 3 00000 |
| 59,015.49  | 2542 | 6241 | 2542 6241 | 2542 6241 0000 3 00000 |
| 1,819.65   | 2542 | 6271 | 2542 6271 | 2542 6271 0000 3 00000 |
| -10,530.36 | 2542 | 6319 | 2542 6319 | 2542 6319 0000 3 00000 |
| 10,000.00  | 2542 | 6332 | 2542 6332 | 2542 6332 0000 3 00000 |
| 166,666.68 | 2542 | 6333 | 2542 6333 | 2542 6333 0000 3 00000 |
| 7,694.02   | 2542 | 6335 | 2542 6335 | 2542 6335 0000 3 00000 |
| 14,726.42  | 2542 | 6336 | 2542 6336 | 2542 6336 0000 3 00000 |
| -15,809.50 | 2542 | 6351 | 2542 6351 | 2542 6351 0000 3 00000 |
| 46,684.72  | 2542 | 6411 | 2542 6411 | 2542 6411 0000 3 00000 |
| 34,536.24  | 2542 | 6481 | 2542 6481 | 2542 6481 0000 3 00000 |
| 23,947.10  | 2542 | 6482 | 2542 6482 | 2542 6482 0000 3 00000 |
| -3,678.43  | 2546 | 6161 | 2546 6161 | 2546 6161 0000 3 00000 |
| -259.75    | 2546 | 6231 | 2546 6231 | 2546 6231 0000 3 00000 |
| -60.75     | 2546 | 6232 | 2546 6232 | 2546 6232 0000 3 00000 |
| 89,280.00  | 2546 | 6319 | 2546 6319 | 2546 6319 0000 3 00000 |
| 261,699.75 | 2552 | 6161 | 2552 6161 | 2552 6161 0000 3 00000 |
| 7,994.51   | 2552 | 6221 | 2552 6221 | 2552 6221 0000 3 00000 |
| 15,605.40  | 2552 | 6231 | 2552 6231 | 2552 6231 0000 3 00000 |
| 3,649.69   | 2552 | 6232 | 2552 6232 | 2552 6232 0000 3 00000 |
| 56,560.00  | 2552 | 6241 | 2552 6241 | 2552 6241 0000 3 00000 |
| 1,860.00   | 2552 | 6271 | 2552 6271 | 2552 6271 0000 3 00000 |
| 10,071.53  | 2552 | 6319 | 2552 6319 | 2552 6319 0000 3 00000 |
| 64,103.69  | 2552 | 6332 | 2552 6332 | 2552 6332 0000 3 00000 |
| 0.00       | 2552 | 6334 | 2552 6334 | 2552 6334 0000 3 00000 |
| 1,000.00   | 2552 | 6411 | 2552 6411 | 2552 6411 0000 3 00000 |
| 37,636.70  | 2552 | 6486 | 2552 6486 | 2552 6486 0000 3 00000 |
| 53,446.42  | 2553 | 6349 | 2553 6349 | 2553 6349 0000 3 00000 |
| -763.25    | 2558 | 6349 | 2558 6349 | 2558 6349 0000 3 00000 |
| 65,922.66  | 2561 | 6161 | 2561 6161 | 2561 6161 0000 3 00000 |

|              |      |      |           |                        |
|--------------|------|------|-----------|------------------------|
| 4,087.21     | 2561 | 6231 | 2561 6231 | 2561 6231 0000 3 00000 |
| 955.88       | 2561 | 6232 | 2561 6232 | 2561 6232 0000 3 00000 |
| 13,683.20    | 2561 | 6241 | 2561 6241 | 2561 6241 0000 3 00000 |
| 372.00       | 2561 | 6271 | 2561 6271 | 2561 6271 0000 3 00000 |
| 2,500.00     | 2561 | 6411 | 2561 6411 | 2561 6411 0000 3 00000 |
| 130,000.00   | 2561 | 6471 | 2561 6471 | 2561 6471 6965 3 00000 |
| 130,000.00   | 2561 | 6471 | 2561 6471 | 2561 6471 6970 3 00000 |
| -727.44      | 2562 | 6161 | 2562 6161 | 2562 6161 0000 3 00000 |
| -45.10       | 2562 | 6231 | 2562 6231 | 2562 6231 0000 3 00000 |
| -10.55       | 2562 | 6232 | 2562 6232 | 2562 6232 0000 3 00000 |
| 125,401.91   | 3512 | 6151 | 3512 6151 | 3512 6151 6965 3 00000 |
| 21,881.47    | 3512 | 6221 | 3512 6221 | 3512 6221 6965 3 00000 |
| 7,804.83     | 3512 | 6231 | 3512 6231 | 3512 6231 6965 3 00000 |
| 1,825.32     | 3512 | 6232 | 3512 6232 | 3512 6232 6965 3 00000 |
| 21,432.03    | 3512 | 6241 | 3512 6241 | 3512 6241 6965 3 00000 |
| 558.00       | 3512 | 6271 | 3512 6271 | 3512 6271 6965 3 00000 |
| 5,000.00     | 3512 | 6411 | 3512 6411 | 3512 6411 6965 3 00000 |
| 9,978.82     | 3812 | 6411 | 3812 6411 | 3812 6411 0000 3 00000 |
| 1,201,044.91 | 1111 | 6111 | 1111 6111 | 1111 6111 6965 3 40001 |
| 204,155.49   | 1111 | 6211 | 1111 6211 | 1111 6211 6965 3 40001 |
| 74,536.73    | 1111 | 6231 | 1111 6231 | 1111 6231 6965 3 40001 |
| 17,431.93    | 1111 | 6232 | 1111 6232 | 1111 6232 6965 3 40001 |
| 141,887.51   | 1111 | 6241 | 1111 6241 | 1111 6241 6965 3 40001 |
| 4,274.90     | 1111 | 6271 | 1111 6271 | 1111 6271 6965 3 40001 |
| 760,743.14   | 1131 | 6111 | 1131 6111 | 1131 6111 6970 3 40001 |
| 132,960.03   | 1131 | 6211 | 1131 6211 | 1131 6211 6970 3 40001 |
| 47,342.61    | 1131 | 6231 | 1131 6231 | 1131 6231 6970 3 40001 |
| 11,072.07    | 1131 | 6232 | 1131 6232 | 1131 6232 6970 3 40001 |
| 118,799.24   | 1131 | 6241 | 1131 6241 | 1131 6241 6970 3 40001 |
| 3,459.60     | 1131 | 6271 | 1131 6271 | 1131 6271 6970 3 40001 |
| 73,999.37    | 1191 | 6131 | 1191 6131 | 1191 6131 6965 3 00000 |
| 4,737.73     | 1191 | 6231 | 1191 6231 | 1191 6231 6965 3 00000 |
| 2,108.03     | 1191 | 6232 | 1191 6232 | 1191 6232 6965 3 00000 |
| -97.17       | 1191 | 6271 | 1191 6271 | 1191 6271 6965 3 00000 |
| 27,126.56    | 1221 | 6111 | 1221 6111 | 1221 6111 6965 3 12210 |
| 60,370.00    | 1221 | 6111 | 1221 6111 | 1221 6111 6965 4 44100 |
| 7,583.34     | 1221 | 6111 | 1221 6111 | 1221 6111 6970 3 12210 |
| 52,000.00    | 1221 | 6111 | 1221 6111 | 1221 6111 6970 4 44100 |
| 16,640.08    | 1221 | 6211 | 1221 6211 | 1221 6211 6965 4 44100 |
| 18,745.50    | 1221 | 6211 | 1221 6211 | 1221 6211 6970 3 12210 |
| -609.38      | 1221 | 6211 | 1221 6211 | 1221 6211 6970 4 44100 |
| 5,424.81     | 1221 | 6231 | 1221 6231 | 1221 6231 6965 3 12210 |
| 7,104.16     | 1221 | 6231 | 1221 6231 | 1221 6231 6970 3 12210 |
| 1,268.70     | 1221 | 6232 | 1221 6232 | 1221 6232 6965 3 12210 |
| 1,661.46     | 1221 | 6232 | 1221 6232 | 1221 6232 6970 3 12210 |
| 13,900.84    | 1221 | 6241 | 1221 6241 | 1221 6241 6965 4 44100 |
| 16,330.88    | 1221 | 6241 | 1221 6241 | 1221 6241 6970 3 12210 |
| -1,280.11    | 1221 | 6241 | 1221 6241 | 1221 6241 6970 4 44100 |
| 401.31       | 1221 | 6271 | 1221 6271 | 1221 6271 6965 3 12210 |
| 651.01       | 1221 | 6271 | 1221 6271 | 1221 6271 6970 3 12210 |
| 7,000.00     | 1421 | 6131 | 1421 6131 | 1421 6131 6965 3 40001 |
| 14,250.00    | 1421 | 6131 | 1421 6131 | 1421 6131 6970 3 40001 |

|            |      |      |           |                        |
|------------|------|------|-----------|------------------------|
| 434.00     | 1421 | 6231 | 1421 6231 | 1421 6231 6965 3 40001 |
| 883.50     | 1421 | 6231 | 1421 6231 | 1421 6231 6970 3 40001 |
| 101.50     | 1421 | 6232 | 1421 6232 | 1421 6232 6965 3 40001 |
| 206.63     | 1421 | 6232 | 1421 6232 | 1421 6232 6970 3 40001 |
| 7,250.00   | 1911 | 6398 | 1911 6398 | 1911 6398 6970 3 00000 |
| 156,731.68 | 2211 | 6112 | 2211 6112 | 2211 6112 6965 3 40001 |
| 74,675.00  | 2211 | 6112 | 2211 6112 | 2211 6112 6970 3 40001 |
| -7,924.00  | 2211 | 6141 | 2211 6141 | 2211 6141 6965 3 00000 |
| -1,338.00  | 2211 | 6141 | 2211 6141 | 2211 6141 6970 3 00000 |
| 25,325.45  | 2211 | 6211 | 2211 6211 | 2211 6211 6965 3 40001 |
| 12,008.64  | 2211 | 6211 | 2211 6211 | 2211 6211 6970 3 40001 |
| 9,226.07   | 2211 | 6231 | 2211 6231 | 2211 6231 6965 3 40001 |
| 4,606.74   | 2211 | 6231 | 2211 6231 | 2211 6231 6970 3 40001 |
| 2,157.71   | 2211 | 6232 | 2211 6232 | 2211 6232 6965 3 40001 |
| 1,077.39   | 2211 | 6232 | 2211 6232 | 2211 6232 6970 3 40001 |
| 14,007.73  | 2211 | 6241 | 2211 6241 | 2211 6241 6965 3 40001 |
| 7,019.00   | 2211 | 6241 | 2211 6241 | 2211 6241 6970 3 40001 |
| 372.00     | 2211 | 6271 | 2211 6271 | 2211 6271 6965 3 40001 |
| 186.00     | 2211 | 6271 | 2211 6271 | 2211 6271 6970 3 40001 |
| 99,910.00  | 2411 | 6112 | 2411 6112 | 2411 6112 6965 3 40001 |
| 91,841.68  | 2411 | 6112 | 2411 6112 | 2411 6112 6970 3 40001 |
| -5,372.08  | 2411 | 6141 | 2411 6141 | 2411 6141 6965 3 00000 |
| -1,646.00  | 2411 | 6141 | 2411 6141 | 2411 6141 6970 3 00000 |
| 5,390.56   | 2411 | 6211 | 2411 6211 | 2411 6211 6965 3 40001 |
| 5,521.25   | 2411 | 6211 | 2411 6211 | 2411 6211 6970 3 40001 |
| 5,861.35   | 2411 | 6231 | 2411 6231 | 2411 6231 6965 3 40001 |
| 5,596.61   | 2411 | 6231 | 2411 6231 | 2411 6231 6970 3 40001 |
| 1,370.82   | 2411 | 6232 | 2411 6232 | 2411 6232 6965 3 40001 |
| 1,308.89   | 2411 | 6232 | 2411 6232 | 2411 6232 6970 3 40001 |
| 6,940.87   | 2411 | 6241 | 2411 6241 | 2411 6241 6965 3 40001 |
| 6,877.08   | 2411 | 6241 | 2411 6241 | 2411 6241 6970 3 40001 |
| 186.00     | 2411 | 6271 | 2411 6271 | 2411 6271 6965 3 40001 |
| 186.00     | 2411 | 6271 | 2411 6271 | 2411 6271 6970 3 40001 |
| 45,000.00  | 3812 | 6131 | 3812 6131 | 3812 6131 0000 3 00000 |
| 2,790.00   | 3812 | 6231 | 3812 6231 | 3812 6231 0000 3 00000 |
| 652.50     | 3812 | 6232 | 3812 6232 | 3812 6232 0000 3 00000 |
| 3,000.00   | 2561 | 6541 | 2561 6541 | 2561 6541 0000 3 00000 |
| 58,566.29  | 5122 | 6611 | 5122 6611 | 5122 6611 0000 3 00000 |
| 23,467.09  | 5222 | 6621 | 5222 6621 | 5222 6621 0000 3 00000 |

|   | Month            | YTD              | Budget            |  |                      | Month             | YTD                 | Budget              |
|---|------------------|------------------|-------------------|--|----------------------|-------------------|---------------------|---------------------|
| 1111 6111                                     | 63488.77         | 176977.54        | 1314533.68        |  | 5113                 | 32,588.99         | 163,283.16          | 482,625.00          |
| 1111 6152                                     | 10625.12         | 21250.24         | 168925            |  | <b>Prop C</b>        | <b>32,588.99</b>  | <b>163,283.16</b>   | <b>482,625.00</b>   |
| 1111 6211                                     | 2416.1           | 4832.2           | 206571.59         |  | 5311                 | 367,305.60        | 1,119,034.20        | 4,925,374.13        |
| 1111 6221                                     | 28.97            | 57.94            | 27242             |  | 5312                 | 0.00              | 0.00                | 0.00                |
| 1111 6231                                     | 8217.53          | 16435.06         | 97554.46          |  | 5397                 | 0.00              | 0.00                | 0.00                |
| 1111 6232                                     | 1921.91          | 3843.82          | 22815.16          |  | 5319                 | 0.00              | 0.00                | 0.00                |
| 1111 6241                                     | 11195.87         | 35140.54         | 197010.54         |  | 5333                 | 0.00              | 0.00                | 0.00                |
| 1111 6271                                     | 835.24           | 1670.48          | 7824              |  | <b>State Funds</b>   | <b>367,305.60</b> | <b>1,119,034.20</b> | <b>4,925,374.13</b> |
| 1131 6111                                     | 34077.16         | 78861.56         | 849149.54         |  | 5412                 | 0.00              | 0.00                | 0.00                |
| 1131 6152                                     | 10875.52         | 23855.46         | 120506            |  | 5422                 | 0.00              | 0.00                | 0.00                |
| 1131 6211                                     | 1762             | 3524             | 134722.03         |  | 5423                 | 0.00              | 0.00                | 0.00                |
| 1131 6221                                     | 604.8            | 1870.12          | 19217.5           |  | 5424                 | 0.00              | 0.00                | 0.00                |
| 1131 6231                                     | 5976.68          | 12082.69         | 59791.28          |  | 5441                 | 0.00              | 0.00                | 0.00                |
| 1131 6232                                     | 1397.78          | 2825.82          | 13983.45          |  | 5442                 | 0.00              | 0.00                | 0.00                |
| 1131 6241                                     | 6844.9           | 22421.26         | 155143.4          |  | 5445                 | 0.00              | 0.00                | 0.00                |
| 1131 6271                                     | 880.4            | 1760.8           | 4836              |  | 5446                 | 0.00              | 0.00                | 0.00                |
| <b>1191</b>                                   | <b>2832</b>      | <b>38992.81</b>  | <b>103267.5</b>   |  | 5448                 | 0.00              | 0.00                | 0.00                |
| <b>ES and MS Salaries and Benefits</b>        | <b>163980.75</b> | <b>446402.34</b> | <b>3503093.13</b> |  | 5439                 | 0.00              | 0.00                | 0.00                |
| 1221 6311                                     | 8415.82          | 21039.55         | 45000             |  | 5451                 | 0.00              | 0.00                | 0.00                |
| 1221 6111                                     | 21480.1          | 42960.2          | 168560            |  | 5461                 | 0.00              | 0.00                | 0.00                |
| 1221 6211                                     | 454.3            | 908.6            | 35230.5           |  | 5465                 | 0.00              | 0.00                | 0.00                |
| 1221 6231                                     | 1331.75          | 2663.5           | 13860.72          |  | 5472                 | 0.00              | 0.00                | 0.00                |
| 1221 6232                                     | 311.46           | 622.92           | 3241.62           |  | 5497                 | 0.00              | 0.00                | 0.00                |
| 1221 6241                                     | 1737.93          | 5448.08          | 32661.76          |  | <b>Federal Funds</b> | <b>0.00</b>       | <b>0.00</b>         | <b>0.00</b>         |
| 1221 6271                                     | 249.68           | 499.36           | 1302              |  |                      |                   |                     |                     |
| <b>Special Education Salaries and Benefit</b> | <b>33981.04</b>  | <b>74142.21</b>  | <b>299856.6</b>   |  |                      |                   |                     |                     |
|   |                  |                  |                   |  | 5192                 | 2,500.00          | 5,000.00            | 0.00                |
| 1111  | 137285.52        | 349360.53        | 2262476.43        |  | Donations and Grants | 2,500.00          | 5,000.00            | 0.00                |
| 1131  | 62529.92         | 155634.44        | 1456849.2         |  |                      |                   |                     |                     |
| 1191  | 2832             | 38992.81         | 103267.5          |  | 5198                 | 0.00              | 0.00                | 0.00                |
| 1221  | 33981.04         | 74142.21         | 299856.6          |  | Other Revenue        | 0.00              | 0.00                | 0.00                |
| 1911  | 0                | 0                | 7250              |  |                      |                   |                     |                     |
| <b>All Other Instructional Expenses</b>       | <b>38666.69</b>  | <b>97585.44</b>  | <b>326750</b>     |  | 5141                 | 0.00              | 0.00                | 0.00                |
|   |                  |                  |                   |  | Investment Income    | 0.00              | 0.00                | 0.00                |
|   |                  |                  |                   |  |                      |                   |                     |                     |
| 1421  | 0                | 0                | 33375.63          |  |                      |                   |                     |                     |
| Student Activities                            | 0                | 0                | 33375.63          |  |                      |                   |                     |                     |
|   |                  |                  |                   |  |                      |                   |                     |                     |
| 2113  | 10715.15         | 33097.63         | 145240.8          |  |                      |                   |                     |                     |
| 2114  | 7010.99          | 22143.57         | 67744.94          |  |                      |                   |                     |                     |

|                                    |           |           |           |  |  |  |  |
|------------------------------------|-----------|-----------|-----------|--|--|--|--|
| 2126                               | 2000      | 5430.9    | 5430.9    |  |  |  |  |
| 2121                               | 8836.86   | 27596.77  | 27596.77  |  |  |  |  |
| 2134                               | 0         | 0         | 0         |  |  |  |  |
| 2191                               | 12572     | 12572     | 12572     |  |  |  |  |
| Student Services                   | 41135     | 100840.87 | 258585.41 |  |  |  |  |
|                                    |           |           |           |  |  |  |  |
|                                    |           |           |           |  |  |  |  |
| 2212                               | 9024.91   | 34532.77  | 113905.47 |  |  |  |  |
| 2213                               | 47403.29  | 146239.99 | 368974.17 |  |  |  |  |
| 2214                               | 0         | 0         | 0         |  |  |  |  |
| Instructional Staff Support        | 56428.2   | 180772.76 | 482879.64 |  |  |  |  |
|                                    |           |           |           |  |  |  |  |
| Board                              |           |           |           |  |  |  |  |
|                                    |           |           |           |  |  |  |  |
|                                    |           |           |           |  |  |  |  |
| 2321                               | 18148.58  | 68876.6   | 227045.59 |  |  |  |  |
|                                    |           |           |           |  |  |  |  |
| 2511                               | 48980.93  | 155002.57 | 392012.22 |  |  |  |  |
| 2331                               | 9976.35   | 25188.14  | 72011.81  |  |  |  |  |
| 2529                               | 15003.24  | 52995.67  | 221841.43 |  |  |  |  |
| 2633                               | 0         | 0         | 0         |  |  |  |  |
| General Admin and Central Services | 92109.1   | 302062.98 | 912911.05 |  |  |  |  |
|                                    |           |           |           |  |  |  |  |
| 2411                               | 29181.57  | 98507.99  | 499474.93 |  |  |  |  |
| 2211                               | 27051.53  | 94455.92  | 365535.8  |  |  |  |  |
| Building Administration            | 56233.1   | 192963.91 | 865010.73 |  |  |  |  |
|                                    |           |           |           |  |  |  |  |
| 2542                               | 100354.36 | 312572.27 | 885042.36 |  |  |  |  |
| 2546                               | 2437.43   | 7156.36   | 90000     |  |  |  |  |
| Operation of Plant                 | 102791.79 | 319728.63 | 975042.36 |  |  |  |  |
|                                    |           |           |           |  |  |  |  |
| 2553                               | 6553.58   | 13107.16  | 60000     |  |  |  |  |
| 2558                               | 763.25    | 1526.5    | 0         |  |  |  |  |
| 2552                               | 30931.76  | 95282.75  | 524532.26 |  |  |  |  |
| Transportation                     | 38248.59  | 109916.41 | 584532.26 |  |  |  |  |
|                                    |           |           |           |  |  |  |  |
| 2561                               | 63442.64  | 69703.73  | 356782.04 |  |  |  |  |
| 2562                               | 783.09    | 1566.18   | 0         |  |  |  |  |
| Food Service                       | 64225.73  | 71269.91  | 356782.04 |  |  |  |  |
|                                    |           |           |           |  |  |  |  |
| 3512                               | 14020.6   | 29989.27  | 199872.23 |  |  |  |  |
| 3812                               | 21.18     | 42.36     | 58442.5   |  |  |  |  |
| ECC and Afterschool Academics      | 14041.78  | 30031.63  | 258314.73 |  |  |  |  |
|                                    |           |           |           |  |  |  |  |
| 2542 6521                          | 0         | 0         | 0         |  |  |  |  |

|                                    |         |          |       |  |  |  |  |  |
|------------------------------------|---------|----------|-------|--|--|--|--|--|
| Facility Acq. And Construction     | 0       | 0        | 0     |  |  |  |  |  |
|                                    |         |          |       |  |  |  |  |  |
| 5122                               | 6052.48 | 18211.19 | 70725 |  |  |  |  |  |
| 5222                               | 2150.83 | 6398.74  | 27715 |  |  |  |  |  |
| Debt Service: Interest & Principal | 8203.31 | 24609.93 | 98440 |  |  |  |  |  |

|              |               |              |
|--------------|---------------|--------------|
| Venmo        | user          | pass         |
| 314-599-9170 | @North-Side-1 | Euclid.2121! |

|              |                           |              |
|--------------|---------------------------|--------------|
| Cash App     | user                      | pass         |
| 314-599-9170 | accounting@northsidecommu | Euclid.2121! |

**North Side Community School  
Profit & Loss - PY Year to Date Comparison**

| <b>Number</b>   | <b>Account Description</b>           | <b>A<br/>to Date</b> | <b>B<br/>to Date</b> | <b>C = B - A<br/>Change (\$)</b> | <b>D = C/B<br/>Change</b> |
|-----------------|--------------------------------------|----------------------|----------------------|----------------------------------|---------------------------|
| <b>Revenue:</b> |                                      |                      |                      |                                  |                           |
| 5113            | Prop C                               | 285,526              | 163,283              | (122,243)                        | -43%                      |
| 5141            | Interest on Investment               | 3,000                | -                    | (3,000)                          | -100%                     |
| 5151            | Daily Sales-School Lunch             | -                    | -                    | -                                |                           |
| 5171            | Activity Fee                         | -                    | -                    | -                                | 100%                      |
| 5181            | AC Tuition - Pre-K                   | 312,500              | -                    | (312,500)                        | -100%                     |
| 5192            | Unrestricted - Donations             | 0                    | 5,000                | 5,000                            | 100%                      |
| 5194            | Restricted - Donations               | 133,562              | -                    | (133,562)                        | -100%                     |
| 5198            | Other Local Revenue                  | 2,693,294            | -                    | #####                            | -100%                     |
| 5311            | State Foundation Aid (Basic Formula) | 22,500               | 1,119,034            | 1,096,534                        | 4873%                     |
| 5312            | Transportation                       | 98,987               | -                    | (98,987)                         | -100%                     |
| 5319            | Classroom Trust Fund (Basic Formula) | 0                    | -                    | -                                | 100%                      |
| 5333            | School Food - State Reimbursement    | -                    | -                    | -                                | 100%                      |
| 5397            | Other state revenue (Child care)     | 22,500               | -                    | (22,500)                         | -100%                     |
| 5412            | Medicaid                             | -                    | -                    | -                                | 100%                      |
| 5422            | ESSER III                            | 483,502              | -                    | -                                |                           |
| 5423            | ESSER II                             | -                    | -                    | -                                |                           |
| 5424            |                                      | -                    | -                    | -                                |                           |
| 5425            | CARES (ESSER)                        | -                    | 24,201               |                                  |                           |
| 5428            | CARES K-12 Support                   | -                    | -                    | -                                |                           |
| 5441            | Special Ed - Part B-IDEA             | 65,153               | -                    | (65,153)                         | -100%                     |
| 5442            | ECC Special Education Income         | -                    | -                    | -                                | 100%                      |
| 5445            | Lunch - Federal Reimbursement        | -                    | -                    | -                                | 100%                      |
| 5446            | School Breakfast Program             | -                    | -                    | -                                | 100%                      |
| 5448            | After School Snack Program           | -                    | -                    | -                                | 100%                      |
| 5451            | Title 1, Elementary & Secondary Ed   | 189,379              | -                    | (189,379)                        | -100%                     |
| 5461            | Title V                              | 12,066               | -                    | (12,066)                         | -100%                     |
| 5465            | Title IIA                            | 20,096               | -                    | (20,096)                         | -100%                     |
| 5473            | CARES - School Lunch Program         | -                    | -                    | -                                | 100%                      |
| 5474            | CARES - School Breakfast Program     | -                    | -                    | -                                | 100%                      |
| 5475            | CARES - After-School Snack Program   | -                    | -                    | -                                | 100%                      |
| 5497            | SBA Loan                             | -                    | -                    | -                                | 100%                      |
| 5641            | School of Bus                        | -                    | -                    | -                                | 100%                      |
|                 | <b>Total Revenue</b>                 | <b>4,342,064</b>     | <b>1,311,518</b>     | <b>#####</b>                     | <b>-70%</b>               |

**Expenses:**

|  |         |         |          |       |
|--|---------|---------|----------|-------|
| 6111 Teacher Salaries                        | 142,743 | 298,799 | 156,056  | 109%  |
| 6121 Substitute Teacher Pay                  | -       | 19,175  | 19,175   | 100%  |
| 6131 Supplemental Pay                        | 34,338  | 36,467  | 2,129    | 6%    |
| 6151 Support Salaries                        | 98,663  | 440,596 | 341,933  | 347%  |
| 6161 Part-Time Support Salaries              | 29,534  | 113,604 | 84,070   | 285%  |
| 6211 Teacher Retirement                      | -3,801  | 18,798  | 22,599   | -595% |
| 6221 Support Retirement                      | 5,726   | 25,168  | 19,442   | 340%  |
| 6231 FICA                                    | 18,360  | 77,174  | 58,813   | 320%  |
| 6232 Medicare                                | 4,294   | 18,051  | 13,757   | 320%  |
| 6241 Insurance                               | 88,417  | 129,816 | 41,399   | 47%   |
| 6261 Worker's Comp                           | 8,547   | 14,178  | 5,631    | 66%   |
| 6271 Unemployment                            | 1,098   | 5,677   | 4,579    | 417%  |
| 6291 Other Employer provided Servic          | 0       | -       | -        | 100%  |
| 6311 Instructional Services                  | 8,917   | 26,574  | 17,657   | 198%  |
| 6312 INSTRUCTIONAL PGM IMPROVEMENT           | -       | 34,880  | 34,880   | 100%  |
| 6313 Student Assessment Purchased Services   | -       | -       | -        | 100%  |
| 6314 Student Activities - Purchased Services | -       | -       | -        | 100%  |
| 6315 AUDIT SERVICES                          | -       | -       | -        | 100%  |
| 6316 DATA PROCESSING SERVICES                | 1,334   | 6,483   | 5,149    | 386%  |
| 6317 LEGAL                                   | 826     | 2,950   | 2,124    | 257%  |
| 6319 OTHER PROF/TECHNICAL SERVICES           | 49,800  | 152,007 | 102,207  | 205%  |
| 6331 CLEANING SERVICES                       | -       | -       | -        | 100%  |
| 6332 REPAIRS AND MAINTENANCE                 | 5,169   | 896     | (4,273)  | -83%  |
| 6333 RENTALS-LAND AND BUILDINGS              | 29,167  | 50,000  | 20,833   | 71%   |
| 6334 RENTALS-EQUIPMENT                       | 2,554   | 13,175  | 10,621   | 416%  |
| 6335 Water                                   | 432     | 1,209   | 777      | 180%  |
| 6336 TRASH REMOVAL                           | 2,405   | 6,410   | 4,005    | 167%  |
| 6343 TRAVEL                                  | -       | 7,478   | 7,478    | 100%  |
| 6349 OTHER TRANSPORTATION SERVICES           | -       | 14,634  | 14,634   | 100%  |
| 6351 PROPERTY INSURANCE                      | 21,401  | 26,581  | 5,180    | 24%   |
| 6352 LIABILITY INSURANCE                     | -       | -       | -        | 100%  |
| 6353 COMMUNICATION                           | 12,486  | -       | (12,486) | -100% |
| 6361 ADVERTISING                             | -       | 1,350   | 1,350    | 100%  |
| 6362 PRINTING AND BINDING                    | 93      | -       | (93)     | -100% |
| 6363 DUES AND MEMBERSHIPS                    | -       | -       | -        | 100%  |
| 6371 OTHER PURCHASED SERVICES                | 21,950  | 10,464  | (11,486) | -52%  |

|  |                |                  |                |             |
|--|----------------|------------------|----------------|-------------|
| 6391 other expenses                      | -              | -                | -              | 100%        |
| 6398 Instruction Material                | 252            | -                | (252)          | -100%       |
| 6410 GENERAL SUPPLIES                    | 26,263         | -                | (26,263)       | -100%       |
| 6411 SUPPLIES - TECHNOLOGY-REL           | 21,398         | 44,616           | 23,218         | 109%        |
| 6412 Textbooks                           | -              | 14,618           | 14,618         | 100%        |
| 6431 Workbooks                           | -              | 21,196           | 21,196         | 100%        |
| 6432 LIBRARY BOOKS                       | -              | -                | -              | 100%        |
| 6453 Periodicals                         | -              | -                | -              | 100%        |
| 6441 Food                                | 22,014         | -                | (22,014)       | -100%       |
| 6471 Electricity                         | 7,712          | 58,924           | 51,212         | 664%        |
| 6481 Gas-Heating                         | 530            | 16,061           | 15,531         | 2932%       |
| 6482 Diesel                              | 2,324          | 1,610            | (714)          | -31%        |
| 6486 Land                                | -              | 7,363            | 7,363          | 100%        |
| 6511 Buildings                           | 21,012         | -                | (21,012)       | -100%       |
| 6521 Equipment                           | 2,480          | -                | (2,480)        | -100%       |
| 6541 EQUIPMENT-INSTRUCTIONAL             | 24,579         | -                | -              |             |
| 6542 Technology Related                  | -              | -                | -              |             |
| 6543 Technology Software                 | 3,537          | -                | -              |             |
| 6544 Vehicles                            | 0              | -                | -              |             |
| 6551 PUPIL TRANSPORTATION BUSES          | 84,506         | -                | (84,506)       | -100%       |
| 6552 REDEMPTION OF PRINCIPAL             | 23,630         | -                | (23,630)       | -100%       |
| 6611 SERIAL BOND INTEREST                | 22,639         | 18,211           | (4,427)        | -20%        |
| 6621 Fees - Long Term Loans              | -              | 6,399            | -              |             |
| 6634                                     | -              | -                | -              |             |
| <b>Total Expenses</b>                    | <b>847,327</b> | <b>1,741,593</b> | <b>894,266</b> | <b>106%</b> |
| Grand Total:                             |                |                  |                |             |
| Change in Net Assets [Surplus/(Deficit)] | 3,494,737      | (430,074)        | #####          | -112%       |











## Comments

1.5 years claimed rollover

Claimed less meals due to COVID19 virtual

Claimed less meals due to COVID19 virtual

Claimed less meals due to COVID19 virtual

---

1.5 years claimed rollover

New Funding

New Funding

New Funding

New Funding

Yearly increase in salaries and teachers since we opened a middle school this year

1099 employee, testing for special needs

This was budget in row 85 account 6541, lease payment to Third Baptist

Hotspots, expansion at elem and middle school internet needs

This account is not used for posting

Building capital projects in year 2019

New account for Equipment for Middle school (White Boards) in 2019



Schwab One® Account of  
**PROGRESS IN EDUCATION, INC**  
**NORTH SIDE COMMUNITY SCHOOL**

Account Number  
**2403-4611**

Statement Period  
**September 1-30, 2023**

Need help reading this statement?  
 Visit [www.schwab.com/StatementUserGuide](http://www.schwab.com/StatementUserGuide) for more information.

## Your Independent Investment Manager and/or Advisor

MONETA GROUP INVESTMENT ADV  
 100 S BRENTWOOD BLVD STE 500  
 SAINT LOUIS MO 63105-1695  
 1 (314) 726-2300

*The custodian of your brokerage account is: Charles Schwab & Co., Inc.*

| <b>Table of Contents</b>       | <b>Page</b> |
|--------------------------------|-------------|
| Terms and Conditions.....      | 2           |
| Change in Account Value.....   | 3           |
| Asset Composition.....         | 3           |
| Gain or (Loss) Summary.....    | 4           |
| Income Summary.....            | 4           |
| Cash Transactions Summary..... | 4           |
| Realized Gain or (Loss).....   | 7           |
| Transaction Detail.....        | 7           |
| Bank Sweep Activity.....       | 9           |
| Endnotes For Your Account..... | 9           |

PROGRESS IN EDUCATION, INC  
 NORTH SIDE COMMUNITY SCHOOL  
 3033 NORTH EUCLID  
 SAINT LOUIS MO 63115-1632



Your Independent Investment Advisor is not affiliated with or an agent of Schwab and Schwab does not supervise or endorse your Advisor.



## Terms and Conditions

### GENERAL INFORMATION AND KEY TERMS:

This Account statement is furnished solely by Charles Schwab & Co., Inc. ("Schwab") for your Account at Schwab ("Account"). Unless otherwise defined herein, capitalized terms have the same meanings as in your Account Agreement. If you receive any other communication from any source other than Schwab which purports to represent your holdings at Schwab (including balances held at a Depository Institution) you should verify its content with this statement.

**AIP (Automatic Investment Plan) Customers:** Schwab receives remuneration in connection with certain transactions effected through Schwab. If you participate in a systematic investment program through Schwab, the additional information normally detailed on a trade confirmation will be provided upon request.

**Average Daily Balance:** Average daily composite of all cash balances that earn interest and all loans from Schwab that are charged interest.

**Bank Sweep and Bank Sweep for Benefit Plans Features:** Schwab acts as your agent and custodian in establishing and maintaining your Deposit Account(s) as a feature of your brokerage account(s). Deposit accounts held through bank sweep features constitute direct obligations of one of more FDIC insured banks ("Affiliated Banks") that are affiliated with Schwab and are not obligations of Schwab. Funds swept to Affiliated Banks are eligible for deposit insurance from the FDIC up to the applicable limits for each bank for funds held in the same insurable capacity. The balance in the Deposit Accounts can be withdrawn on your order and the proceeds returned to your brokerage account or remitted to you as provided in your Account Agreement. For information on FDIC insurance and its limits, as well as other important disclosures about the bank sweep feature(s) in your account, please refer to the Cash Features Disclosure Statement available online or from a Schwab representative.

**Cash:** Any Free Credit Balance owed by us to you payable upon demand which, although accounted for on our books of record, is not segregated and may be used in the conduct of this firm's business.

**Dividend Reinvestment Customers:** Dividend reinvestment transactions were effected by Schwab acting as a principal for its own account, except for the reinvestment of Schwab dividends, for which an independent broker-dealer acted as the buying agent. Further information on these transactions will be furnished upon written request.

**Interest:** For the Schwab One Interest, Bank Sweep, and Bank Sweep for Benefit Plans features, interest is paid for a period that may differ from the Statement Period. Balances include interest paid as indicated on your statement by Schwab or one or more of its Affiliated Banks. These balances do not include interest that may have accrued during the Statement Period after interest is paid. The interest paid may include interest that accrued in the prior Statement Period. For the Schwab One Interest feature, interest accrues daily from the second-to-last business day of the prior month and is posted on the second-to-last business day of the current month. For the bank sweep feature(s), interest accrues daily from the 16th day of the prior month and is credited/posted on the first business day after the 15th of the current month. If, on any given day, the interest that Schwab calculates for the Free Credit Balances in the Schwab One Interest feature in your brokerage account is less than \$.005, you will not accrue any interest on that day. For balances held at banks affiliated with Schwab in the Bank Sweep and Bank Sweep for Benefit Plans features, interest will accrue even if the amount is less than \$.005.

**Margin Account Customers:** This is a combined statement of your margin account and special memorandum account maintained for you under Section 220.5 of Regulation T issued by the Board of Governors of the Federal Reserve System. The permanent record of the separate account as required by Regulation T is available for your inspection.

Securities purchased on margin are Schwab's collateral for the loan to you. It is important that you fully understand the risks involved in trading securities on margin. These risks include:

- You can lose more funds than you deposit in the margin account.
- Schwab can force the sale of securities or other assets in any of your account(s) to maintain the required account equity without contacting you.
- You are not entitled to choose which assets are liquidated nor are you entitled to an extension of time on a margin call.
- Schwab can increase both its "house" maintenance margin requirements and the maintenance margin requirements for your Account at any time without advance written notice to you.

**Market Price:** The most recent price evaluation available to Schwab on the last business day of the report period, normally the last trade price or bid as of market close. Unpriced securities denote that no market evaluation update is currently available. Price evaluations are obtained from outside parties. Schwab shall have no responsibility for the accuracy or timeliness of any such valuations. Assets Not held at Schwab Are not held in your Account or covered by the Account's SIPC account protection and are not otherwise in Schwab's custody and are being provided as a courtesy to you. Information on Assets Not Held at Schwab, including but not limited to valuations, is reported solely based on information you provide to Schwab. Schwab can neither validate nor certify the existence of Assets Not Held at Schwab or the accuracy, completeness or timeliness of the information about Assets Not Held at Schwab, whether provided by you or otherwise. Descriptions of Assets Not Held at Schwab may be abbreviated or truncated. Some securities, especially thinly traded equities in the OTC market or foreign markets, may not report the most current price and are indicated as Stale Priced. Certain Limited Partnership (direct participation programs) and unlisted Real Estate Investment Trust (REIT) securities, for which you may see a value on your monthly Account statement that reflects the issuer's appraised or estimated value, are not listed on a national securities exchange, and are generally illiquid. Even if you are able to sell such securities, the price received may be less than the per share appraised estimated value provided in the account statement.

**Market Value:** The Market Value is computed by multiplying the Market Price by the Quantity of Shares. This is the dollar value of your present holdings in your specified Schwab Account or a summary of the Market Value summed over multiple accounts.

**Non-Publicly Traded Securities:** All assets shown on this statement, other than certain direct investments which may be held by a third party, are held in your Account. Values of certain Non-Publicly Traded Securities may be furnished by a third party as provided by Schwab's Account Agreement. Schwab shall have no responsibility for the accuracy or timeliness of such valuations. The Securities Investor Protection Corporation (SIPC) does not cover many limited partnership interests.

**Schwab Sweep Money Funds:** Includes the primary money market funds into which Free Credit Balances may be automatically invested pursuant to your Account Agreement. Schwab or an affiliate acts and receives compensation as the Investment Advisor, Shareholder Service Agent and Distributor for the Schwab Sweep Money Funds. The amount of such compensation is disclosed in the prospectus. The yield information for Schwab Sweep Money Funds is the current 7-day yield as of the statement period. Yields vary. If on any given day, the accrued daily dividend for your selected sweep money fund as calculated for your account is less than 1/2 of 1 cent (\$.0005), your account will not earn a dividend for that day. In addition, if you do not accrue at least 1 daily dividend of \$0.01 during a pay period, you will not receive a money market dividend for that period. Schwab and the Schwab Sweep Money Funds investment advisor may be voluntarily reducing a portion of a Schwab Sweep Money Fund's expenses. Without these reductions, yields would have been lower.

**Securities Products and Services:** Securities products and services

are offered by Charles Schwab & Co., Inc., Member SIPC. Securities products and services, including unswept intraday funds and net credit balances held in brokerage accounts are not deposits or other obligations of, or guaranteed by, any bank, are not FDIC insured, and are subject to investment risk and may lose value. SIPC does not cover balances held at banks affiliated with Schwab in the Bank Sweep and Bank Sweep for Benefit Plans features. Please see your Cash Feature Disclosure Statement for more information on insurance coverage. **Yield to Maturity:** This is the actual average annual return on a note if held to maturity.

**Gain (or Loss):** Unrealized Gain or (Loss) and Realized Gain or (Loss) sections ("Gain/Loss Section(s)") contain a gain or a loss summary of your Account. This information has been provided on this statement at the request of your Advisor, if applicable. This information is not a solicitation or a recommendation to buy or sell. Schwab does not provide tax advice and encourages you to consult with your tax professional. Please view the Cost Basis Disclosure Statement for additional information on how gain (or loss) is calculated and how Schwab reports adjusted cost basis information to the IRS.

**Accrued Income:** Accrued Income is the sum of the total accrued interest and/or accrued dividends on positions held in your Account, but the interest and/or dividends have not been received into your account. Schwab makes no representation that the amounts shown (or any other amount) will be received. Accrued amounts are not covered by SIPC account protection until actually received and held in the Account.

**IN CASE OF ERRORS OR DISCREPANCIES:** If you find an error or discrepancy relating to your brokerage activity (other than an electronic fund transfer) you must notify us promptly, but no later than 10 days after this statement is sent or made available to you. If this statement shows that we have mailed or delivered security certificate(s) that you have not received, notify Schwab immediately. You may call us at 800-435-4000. (Outside the U.S., call +1-415-667-8400.) If you're a client of an independent investment advisor, call us at 800-515-2157. Any oral communications should be re-confirmed in writing to further protect your rights, including rights under the Securities Investor Protection Act (SIPA). If you do not so notify us, you agree that the statement activity and Account balance are correct for all purposes with respect to those brokerage transactions.

**IN CASE OF COMPLAINTS:** If you have a complaint regarding your Schwab statement, products or services, please write to the Client Advocacy Team at Charles Schwab & Co., Inc., Attention: Client Advocacy Team, 211 Main St., San Francisco, CA 94105, USA, or call Schwab Signature Alliance at 800-515-2157.

**Address Changes:** If you fail to notify Schwab in writing of any change of address or phone number, you may not receive important notifications about your Account, and trading or other restrictions might be placed on your Account.

### Additional Information:

We are required by law to report to the Internal Revenue Service adjusted cost basis information (if applicable), certain payments to you and credits to your Account during the calendar year. Retain this statement for income tax purposes. A financial statement for your inspection is available at Schwab's offices or a copy will be mailed to you upon written request. Any third party trademarks appearing herein are the property of their respective owners. Schwab and Charles Schwab Bank are affiliates of each other and subsidiaries of the Charles Schwab Corporation.

© 2023 Charles Schwab & Co., Inc. ("Schwab"). All rights reserved. Member SIPC.

(0822-20UL)



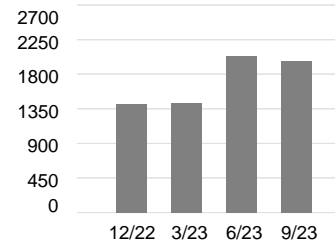
Schwab One® Account of  
**PROGRESS IN EDUCATION, INC**  
**NORTH SIDE COMMUNITY SCHOOL**

Account Number  
**2403-4611**

Statement Period  
**September 1-30, 2023**

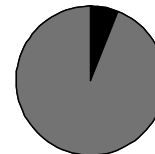
**Account Value as of 09/30/2023: \$ 1,969,781.50**

| Change in Account Value              | This Period            | Year to Date           | Account Value [in Thousands] |
|--------------------------------------|------------------------|------------------------|------------------------------|
| <b>Starting Value</b>                | <b>\$ 2,260,471.35</b> | <b>\$ 1,410,184.73</b> |                              |
| Credits                              | 257.66                 | 1,200,720.13           |                              |
| Debits                               | (300,000.00)           | (700,000.00)           |                              |
| Transfer of Securities (In/Out)      | 0.00                   | 0.00                   |                              |
| Income Reinvested                    | (251.61)               | (699.76)               |                              |
| Change in Value of Investments       | 9,304.10               | 59,576.40              |                              |
| <b>Ending Value on 09/30/2023</b>    | <b>\$ 1,969,781.50</b> | <b>\$ 1,969,781.50</b> |                              |
| <b>Total Change in Account Value</b> | <b>\$ (290,689.85)</b> | <b>\$ 559,596.77</b>   |                              |



| Asset Composition              | Market Value           | % of Account Assets |
|--------------------------------|------------------------|---------------------|
| Bank Sweep <sup>x,z</sup>      | \$ 6.05                | <1%                 |
| Money Market Funds [Non-Sweep] | 121,547.13             | 6%                  |
| Fixed Income                   | 1,848,228.32           | 94%                 |
| <b>Total Assets Long</b>       | <b>\$ 1,969,781.50</b> |                     |
| <b>Total Account Value</b>     | <b>\$ 1,969,781.50</b> | <b>100%</b>         |

Overview



- 6% MMFs [Non-Sweep]
- 94% Fixed Income



Your Independent Investment Advisor is not affiliated with or an agent of Schwab and Schwab does not supervise or endorse your Advisor.



Schwab One® Account of  
**PROGRESS IN EDUCATION, INC**  
**NORTH SIDE COMMUNITY SCHOOL**

Account Number  
**2403-4611**

Statement Period  
**September 1-30, 2023**

| Gain or (Loss) Summary | Realized Gain or (Loss) This Period |           | Unrealized Gain or (Loss) |
|------------------------|-------------------------------------|-----------|---------------------------|
|                        | Short Term                          | Long Term |                           |
| <b>All Investments</b> | \$2,632.45                          | \$0.00    | \$63,858.16               |

Values may not reflect all of your gains/losses; Schwab has provided accurate gain and loss information wherever possible for most investments. Cost basis may be incomplete or unavailable for some of your holdings and may change or be adjusted in certain cases. Statement information should not be used for tax preparation, instead refer to official tax documents. For additional information refer to Terms and Conditions.

| Income Summary      | This Period          |                   | Year to Date         |                   |
|---------------------|----------------------|-------------------|----------------------|-------------------|
|                     | Federally Tax-Exempt | Federally Taxable | Federally Tax-Exempt | Federally Taxable |
| Bank Sweep Interest | 0.00                 | 6.05              | 0.00                 | 20.37             |
| Cash Dividends      | 0.00                 | 251.61            | 0.00                 | 699.76            |
| <b>Total Income</b> | <b>0.00</b>          | <b>257.66</b>     | <b>0.00</b>          | <b>720.13</b>     |

| Cash Transactions Summary            | This Period    | Year to Date    |
|--------------------------------------|----------------|-----------------|
| <b>Starting Cash *</b>               | <b>\$ 4.31</b> | <b>\$ 46.70</b> |
| Deposits and other Cash Credits      | 0.00           | 1,200,000.00    |
| Investments Sold                     | 492,036.00     | 895,190.05      |
| Dividends and Interest               | 257.66         | 720.13          |
| Withdrawals and other Debits         | (300,000.00)   | (700,000.00)    |
| Investments Purchased                | (192,291.92)   | (1,395,950.83)  |
| Fees and Charges                     | 0.00           | 0.00            |
| <b>Total Cash Transaction Detail</b> | <b>1.74</b>    | <b>(40.65)</b>  |
| <b>Ending Cash *</b>                 | <b>\$ 6.05</b> | <b>\$ 6.05</b>  |

\* Cash (includes any cash debit balance) held in your account plus the value of any cash invested in a sweep money fund.



### Investment Detail - Bank Sweep

| Bank Sweep                             | Starting Balance | Ending Balance | % of Account Assets |
|--|------------------|----------------|---------------------|
| CHARLES SCHWAB BANK                    | 4.31             | 6.05           | <1%                 |
| <b>Total Bank Sweep <sup>x,z</sup></b> | <b>4.31</b>      | <b>6.05</b>    | <b>&lt;1%</b>       |
| <b>Total Bank Sweep</b>                |                  | <b>6.05</b>    | <b>&lt;1%</b>       |

### Investment Detail - Money Market Funds [Non-Sweep]

| Fund Name                                   | Quantity            | Market Price | Market Value      | % of Account Assets |
|---|---------------------|--------------|-------------------|---------------------|
| SCHWAB GOVERNMENT MONEY: SNVXX <sup>o</sup> | 121,547.1300        | 1.0000       | 121,547.13        | 6%                  |
| <b>Total Money Market Funds [Non-Sweep]</b> | <b>121,547.1300</b> |              | <b>121,547.13</b> | <b>6%</b>           |

### Investment Detail - Fixed Income

|                    |               | Par                           | Market Price    | Market Value        | Adjusted Cost Basis | % of Account Assets | Unrealized Gain or (Loss) | Estimated Annual Income |
|--------------------|---------------|-------------------------------|-----------------|---------------------|---------------------|---------------------|---------------------------|-------------------------|
| U.S. Treasuries    |               | Units Purchased               | Cost Per Unit   | Cost Basis          | Acquired            |                     |                           | Yield to Maturity       |
| <b>US TREASURY</b> | <b>BILL23</b> | <b>1,450,000.0000</b>         | <b>99.54318</b> | <b>1,443,376.11</b> | <b>1,385,078.06</b> | <b>73%</b>          | <b>58,298.05</b>          | <b>N/A</b>              |
| U S T BILL         | DUE 11/02/23  | 1,450,000.0000                | 95.5226         | 1,385,078.06        | 1,385,078.06        | 11/09/22            | 58,298.05                 | 4.79%                   |
| CUSIP: 912796YT0   |               | <b>Accrued Interest: 0.00</b> |                 |                     |                     |                     |                           |                         |



**Investment Detail - Fixed Income (continued)**

|   | Par                   | Market Price             | Market Value        | Adjusted Cost Basis | % of Account Assets | Unrealized Gain or (Loss) | Estimated Annual Income                                 |
|---|-----------------------|--------------------------|---------------------|---------------------|---------------------|---------------------------|---|
| U.S. Treasuries (continued)                 | Units Purchased       | Cost Per Unit            | Cost Basis          |                     | Acquired            |                           | Yield to Maturity                                       |
| <b>US TREASURY BILL24</b>                   | <b>417,000.0000</b>   | <b>97.08686</b>          | <b>404,852.21</b>   | <b>399,292.10</b>   | <b>21%</b>          | <b>5,560.11</b>           | <b>N/A</b>  |
| U S T BILL DUE 04/18/24<br>CUSIP: 912796CX5 | 417,000.0000          | 95.7535                  | 399,292.10          | 399,292.10          | 05/11/23            | 5,560.11                  | 4.73%   |
|   |                       |                          |                     |                     |                     |                           | <b>Accrued Interest: 0.00</b>                           |
| <b>Total U.S. Treasuries</b>                | <b>1,867,000.0000</b> |                          | <b>1,848,228.32</b> | <b>1,784,370.16</b> | <b>94%</b>          | <b>63,858.16</b>          | <b>N/A</b>  |
|   |                       | <b>Total Cost Basis:</b> | <b>1,784,370.16</b> |                     |                     |                           |   |
|   |                       |                          |                     |                     |                     |                           | <b>Total Accrued Interest for U.S. Treasuries: 0.00</b> |
| <b>Total Fixed Income</b>                   | <b>1,867,000.0000</b> |                          | <b>1,848,228.32</b> | <b>1,784,370.16</b> | <b>94%</b>          | <b>63,858.16</b>          | <b>N/A</b>  |
|   |                       | <b>Total Cost Basis:</b> | <b>1,784,370.16</b> |                     |                     |                           |   |

Accrued Interest represents the interest that would be received if the fixed income investment was sold prior to the coupon payment.  
Yield to Maturity is the actual average annual return on a note if held to maturity.

Estimated Annual Income ("EAI") and Estimated Yield ("EY") calculations are for informational purposes only and are derived from information provided by outside parties. Schwab cannot guarantee the accuracy of such information. Since the interest and dividends are subject to change at any time, they should not be relied upon exclusively for making investment decisions. The actual income and yield might be lower or higher than the estimated amounts. EY is based upon EAI and the current price of the security and will fluctuate. For certain types of securities, the calculations could include a return of principal or capital gains in which case EAI and EY would be overstated. EY and EAI are not promptly updated to reflect when an issuer has missed a regular payment or announced changes to future payments, in which case EAI and EY will continue to display at a prior rate.

|                                |                     |
|--------------------------------|---------------------|
| <b>Total Investment Detail</b> | <b>1,969,781.50</b> |
| <b>Total Account Value</b>     | <b>1,969,781.50</b> |
| <b>Total Cost Basis</b>        | <b>1,784,370.16</b> |



### Realized Gain or (Loss)

| Short Term  | Quantity/Par | Acquired/<br>Opened | Sold/<br>Closed | Total Proceeds    | Cost Basis        | Realized<br>Gain or (Loss) |
|---|--------------|---------------------|-----------------|-------------------|-------------------|----------------------------|
| US TREASURY BILL24U S T BILL DUE<br>01/25/24: 912796ZY8 | 400,000.0000 | 07/26/23            | 09/08/23        | 392,036.00        | 389,403.55        | 2,632.45                   |
| <b>Total Short Term</b>                                 |              |                     |                 | <b>392,036.00</b> | <b>389,403.55</b> | <b>2,632.45</b>            |
| <b>Total Realized Gain or (Loss)</b>                    |              |                     |                 | <b>392,036.00</b> | <b>389,403.55</b> | <b>2,632.45</b>            |

Schwab has provided accurate realized gain and loss information wherever possible for most investments. Cost basis data may be incomplete or unavailable for some of your holdings. If all data for a given investment is not available, the investment will not be listed here.

Option Customers: Realized gain/loss of underlying securities is adjusted to reflect the premiums of assigned or exercised options. Please consult IRS publication 550, Investment Income and Expenses, for additional information on Options.

### Transaction Detail - Purchases & Sales

#### Money Market Fund [Non-Sweep] Activity

| Settle Date   | Trade Dat | Transaction       | Description                           | Quantity       | Unit Price | Charges and<br>Interest | Total Amount       |
|---|-----------|-------------------|---------------------------------------|----------------|------------|-------------------------|--------------------|
| 09/12/23  | 09/11/23  | Bought            | SCHWAB GOVERNMENT MONEY<br>INV: SNVXX | 192,040.3100   | 1.0000     | 0.00                    | (192,040.31)       |
| 09/15/23  | 09/14/23  | Sold              | SCHWAB GOVERNMENT MONEY<br>INV: SNVXX | (100,000.0000) | 1.0000     | 0.00                    | 100,000.00         |
| 09/15/23  | 09/15/23  | Reinvested Shares | SCHWAB GOVERNMENT MONEY<br>INV: SNVXX | 251.6100       | 1.0000     | 0.00                    | (251.61)           |
| <b>Total Money Market Fund [Non-Sweep] Activity</b> |           |                   |                                       |                |            |                         | <b>(92,291.92)</b> |



**Transaction Detail - Purchases & Sales (continued)**

**Fixed Income Activity**

| Settle Date | Trade Date | Transaction | Description  | Par            | Unit Price | Charges and Interest | Total Amount |
|-------------|------------|-------------|--|----------------|------------|----------------------|--------------|
| 09/11/23    | 09/08/23   | Sold        | US TREASURY BILL24<br>U S T BILL DUE 01/25/24: 912796ZY8 | (400,000.0000) | 98.0090    | 0.00                 | 392,036.00   |

|                                    |                   |
|------------------------------------|-------------------|
| <b>Total Fixed Income Activity</b> | <b>392,036.00</b> |
| <b>Total Purchases &amp; Sales</b> | <b>299,744.08</b> |

**Transaction Detail - Deposits & Withdrawals**

| Transaction Date | Process Date | Activity      | Description                                 | Location | Credit/(Debit) |
|------------------|--------------|---------------|---|----------|----------------|
| 09/11/23         | 09/11/23     | MoneyLink Txn | Tfr MIDWEST BANKCENTRE, NORTH SIDE<br>COMMU |          | (200,000.00)   |
| 09/15/23         | 09/15/23     | MoneyLink Txn | Tfr MIDWEST BANKCENTRE, NORTH SIDE<br>COMMU |          | (100,000.00)   |

|   |                     |
|---|---------------------|
| <b>Total Deposits &amp; Withdrawals</b> | <b>(300,000.00)</b> |
|---|---------------------|

The total deposits activity for the statement period was \$0.00. The total withdrawals activity for the statement period was \$300,000.00.

**Transaction Detail - Dividends & Interest (including Money Market Fund dividends reinvested)**

| Transaction Date | Process Date | Activity                     | Description                                 | Credit/(Debit) |
|------------------|--------------|------------------------------|---|----------------|
| 09/15/23         | 09/15/23     | Div For Reinvest             | SCHWAB GOVERNMENT MONEY: SNVXX              | 251.61         |
| 09/15/23         | 09/18/23     | Bank Interest <sup>X,Z</sup> | BANK INT 081623-091523: SCHWAB BANK         | 4.29           |
| 09/15/23         | 09/18/23     | Bank Interest <sup>X,Z</sup> | BANK INT 081623-091523: SCHWAB PREMIER BANK | 1.76           |

|                                       |               |
|---------------------------------------|---------------|
| <b>Total Dividends &amp; Interest</b> | <b>257.66</b> |
|---------------------------------------|---------------|



Schwab One® Account of  
**PROGRESS IN EDUCATION, INC**  
**NORTH SIDE COMMUNITY SCHOOL**

Account Number  
**2403-4611**

Statement Period  
**September 1-30, 2023**

**Total Transaction Detail 1.74**

### Bank Sweep Activity

| Transaction Date                      | Transaction                  | Description   | Withdrawal        | Deposit           | Balance <sup>x,z</sup> |
|---------------------------------------|------------------------------|---|-------------------|-------------------|------------------------|
| <b>Opening Balance <sup>x,z</sup></b> |                              |   |                   |                   | <b>4.31</b>            |
| 09/11/23                              | Auto Transfer                | BANK CREDIT FROM BROKERAGE <sup>x</sup>             |                   | 392,036.00        | 392,040.31             |
| 09/12/23                              | Auto Transfer                | BANK TRANSFER TO BROKERAGE                          | 392,040.31        |                   | 0.00                   |
| 09/15/23                              | Interest Paid <sup>x,z</sup> | BANK INTEREST - CHARLES SCHWAB BANK                 |                   | 4.29              | 4.29                   |
| 09/15/23                              | Interest Paid <sup>x,z</sup> | BANK INTEREST - SCHWAB PREMIER BANK                 |                   | 1.76              | 6.05                   |
| 09/15/23                              | Auto Transfer                | BANK CREDIT FROM BROKERAGE <sup>x</sup>             |                   | 100,000.00        | 100,006.05             |
| 09/18/23                              | Auto Transfer                | BANK SWEEP XFER FROM SCHWAB PREMIER BANK            | 1.76              |                   |                        |
| 09/18/23                              | Auto Transfer                | BANK SWEEP XFER TO CHARLES SCHWAB BANK <sup>x</sup> |                   | 1.76              |                        |
| 09/18/23                              | Auto Transfer                | BANK TRANSFER TO BROKERAGE                          | 100,000.00        |                   | 6.05                   |
| <b>Total Activity</b>                 |                              |   | <b>492,042.07</b> | <b>492,043.81</b> |                        |
| <b>Ending Balance <sup>x,z</sup></b>  |                              |   |                   |                   | <b>6.05</b>            |

Bank Sweep: Interest Rate as of 09/29/23 was 0.45%. <sup>Z</sup>

### Endnotes For Your Account

Symbol Endnote Legend

- ◇ Dividends paid on this security will be automatically reinvested.
- X** Bank Sweep deposits are held at FDIC-insured bank(s) ("Banks") that are affiliated with Charles Schwab & Co., Inc.
- Z** For Bank Sweep and Bank Sweep for Benefit Plans features, interest is paid for a period that differs from the Statement Period. Balances include interest paid as indicated on your statement by Schwab or one or more of its affiliated banks. These balances do not include interest that may have accrued during the Statement Period after interest is paid. The interest paid may include interest that accrued in the prior Statement Period.



Schwab One® Account of  
**PROGRESS IN EDUCATION, INC**  
**NORTH SIDE COMMUNITY SCHOOL**

Account Number  
**2403-4611**

Statement Period  
**September 1-30, 2023**

Schwab Institutional is a division of Charles Schwab & Co., Inc., and provides back office brokerage and related services to independent investment advisors and retirement plan providers. Schwab is a registered broker-dealer and is not affiliated with your Investment Advisor whose name appears on this statement ("Advisors") except in the case of Charles Schwab Investment Advisory, Inc. ("CSIA"), Schwab Private Client Investment Advisory, Inc. ("SPCIA"), or an affiliated company that may act as the investment advisor on a fund. Schwab neither endorses nor recommends any particular Advisor or its investment strategy and has no responsibility to monitor trading by any Advisor in your Account. Schwab has not verified any statement accompanying any Advisor's logo appearing on this statement. Not all of these products and services may benefit your Account, and Schwab may provide them to Advisors on the Advisor's commitment to place a certain amount of its clients' assets in brokerage accounts at Schwab within a certain period of time. This commitment could influence an Advisor's recommendation or requirement that its clients establish brokerage accounts at Schwab. For questions about this statement, or if there is a change in your financial situation, investment objectives, or risk profile, please contact your Independent Investment Manager and/or Advisor.



Date 9/29/23 Page 1  
 Account Number Acct Ending 0455  
 Total Images 26

\*\*\*\*\*EXCLUDE- General  
 8205 1.2210 EX 0.000 19 1 2252

PROGRESS IN EDUCATION INC  
 3033 N EUCLID AVE  
 SAINT LOUIS MO 63115-1632

**\*\* CHECKING/ NOW MONEY MARKET ACCOUNTS \*\***

Account Title: PROGRESS IN EDUCATION INC

**Wherever You Are. Whenever You Want. Whatever You Need.**  
**Our online and mobile banking tools are at your fingertips, 24x7.**  
**Get in touch with your money today at [www.midwestbankcentre.com](http://www.midwestbankcentre.com)!**

|                                 |                  |                              |
|---------------------------------|------------------|------------------------------|
| Foundation Business Checking    | Number of Images | 26                           |
| Account Number Acct Ending 0455 | Statement Dates  | 9/01/23 thru 10/01/23        |
| Previous Balance                | 200,000.00       | Days in the statement period |
| 23 Deposits/Credits             | 1,812,433.41     | Average Daily Balance        |
| 97 Checks/Debits                | 1,812,433.41     | 136,173.29                   |
| Service Charge                  | 25.00            |                              |
| Interest Paid                   | .00              |                              |
| Current Balance                 | 199,975.00       |                              |

|                            |              |
|----------------------------|--------------|
| <b>Minimum Balance Fee</b> | <b>25.00</b> |
|----------------------------|--------------|

| ACTIVITY IN DATE ORDER |   |        |          |           |            |
|------------------------|---|--------|----------|-----------|------------|
| Date                   | Description                                       | Check# | Debits   | Credits   | Balance    |
| 9/01                   | FIX 117070 PROGRESS                               |        |          | 1,171.12  | 201,171.12 |
| 9/01                   | Transfer to DDA<br>Acct No. Acct Ending 3036-D    |        | 1,171.12 |           | 200,000.00 |
| 9/05                   | Transfer from DDA<br>Acct No. Acct Ending 3036-D  |        |          | 21,738.96 | 221,738.96 |
| 9/05                   | ePay DELTA DENTAL<br>PROGRESS IN EDUCATION        |        | 442.81   |           | 221,296.15 |
| 9/05                   | TAX COL PAYLOCITY CORPOR<br>PROGRESS IN EDUCATION |        | 879.11   |           | 220,417.04 |
| 9/05                   | DIR DEP 117070 PROGRESS                           |        | 2,165.63 |           | 218,251.41 |
| 9/05                   | ePay DELTA DENTAL<br>PROGRESS IN EDUCATION        |        | 2,992.24 |           | 215,259.17 |

PROGRESS IN EDUCATION INC  
3033 N EUCLID AVE  
SAINT LOUIS MO 63115-1632

Foundation Business Checking Acct Ending 0455 (Continued)

| ACTIVITY IN DATE ORDER |                             |        |           |           |            |
|------------------------|-----------------------------|--------|-----------|-----------|------------|
| Date                   | Description                 | Check# | Debits    | Credits   | Balance    |
|                        | PROGRESS IN EDUCATION       |        |           |           |            |
| 9/05                   | Transfer to Loan            |        | 8,203.31  |           | 207,055.86 |
|                        | Acct No. Acct Ending 0002   |        |           |           |            |
| 9/05                   | Check                       | 11745  | 300.00    |           | 206,755.86 |
| 9/05                   | Check                       | 11749  | 852.30    |           | 205,903.56 |
| 9/05                   | Check                       | 11752  | 5,264.00  |           | 200,639.56 |
| 9/05                   | Check                       | 11754  | 639.56    |           | 200,000.00 |
| 9/06                   | Transfer from DDA           |        |           | 5,406.55  | 205,406.55 |
|                        | Acct No. Acct Ending 3036-D |        |           |           |            |
| 9/06                   | ROTTLER PE ROTTLER PEST CON |        | 53.00     |           | 205,353.55 |
|                        | Progress In Education       |        |           |           |            |
| 9/06                   | TAX COL PAYLOCITY CORPOR    |        | 67.53     |           | 205,286.02 |
|                        | PROGRESS IN EDUCATION       |        |           |           |            |
| 9/06                   | WEBPAYMENT SOFTERWARE       |        | 120.00    |           | 205,166.02 |
| 9/06                   | DIR DEP 117070 PROGRESS     |        | 2,781.02  |           | 202,385.00 |
|                        | 117070                      |        |           |           |            |
|                        | PROGRESS IN EDUCATION       |        |           |           |            |
| 9/06                   | Check                       | 11763  | 2,385.00  |           | 200,000.00 |
| 9/07                   | Transfer from DDA           |        |           | 36,260.76 | 236,260.76 |
|                        | Acct No. Acct Ending 3036-D |        |           |           |            |
| 9/07                   | 8002208611 SafeSave Billing |        | 49.50     |           | 236,211.26 |
|                        | William Randall             |        |           |           |            |
| 9/07                   | FLEET DEBIT WEX INC         |        | 2,836.19  |           | 233,375.07 |
|                        | 9100002269953               |        |           |           |            |
|                        | Progress in Education       |        |           |           |            |
| 9/07                   | Check                       | 11748  | 41.75     |           | 233,333.32 |
| 9/07                   | Check                       | 11756  | 16,666.66 |           | 216,666.66 |
| 9/07                   | Check                       | 11757  | 16,666.66 |           | 200,000.00 |
| 9/08                   | Funds Disb SafeSave         |        |           | 1,510.00  | 201,510.00 |
|                        | 26501888945018              |        |           |           |            |
|                        | SafeSave                    |        |           |           |            |
| 9/08                   | Transfer to DDA             |        | 746.75    |           | 200,763.25 |
|                        | Acct No. Acct Ending 3036-D |        |           |           |            |
| 9/08                   | Check                       | 11753  | 763.25    |           | 200,000.00 |
| 9/11                   | Transfer from DDA           |        |           | 6,432.46  | 206,432.46 |
|                        | Acct No. Acct Ending 3036-D |        |           |           |            |
| 9/11                   | Analysis/Treasury Mgmt Fees |        | 25.00     |           | 206,407.46 |
| 9/11                   | UTIL PAY AMERENMO           |        | 18.38     |           | 206,389.08 |

PROGRESS IN EDUCATION INC  
3033 N EUCLID AVE  
SAINT LOUIS MO 63115-1632

Foundation Business Checking Acct Ending 0455 (Continued)

| ACTIVITY IN DATE ORDER |                                  |                       |            |            |            |
|------------------------|----------------------------------|-----------------------|------------|------------|------------|
| Date                   | Description                      | Check#                | Debits     | Credits    | Balance    |
| 9/11                   | TAX COL                          | PAYLOCITY CORPOR      | 263.63     |            | 206,125.45 |
|                        | PROGRESS IN EDUCATION            |                       |            |            |            |
| 9/11                   | TAX COL                          | PAYLOCITY CORPOR      | 263.63     |            | 205,861.82 |
|                        | PROGRESS IN EDUCATION            |                       |            |            |            |
| 9/11                   | UTIL PAY                         | AMERENMO              | 2,102.79   |            | 203,759.03 |
| 9/11                   | UTIL PAY                         | AMERENMO              | 3,347.03   |            | 200,412.00 |
| 9/11                   | Check                            | 11759                 | 412.00     |            | 200,000.00 |
| 9/12                   | MONEYLINK                        | SCHWAB BROKERAGE      |            | 200,000.00 | 400,000.00 |
|                        | 558622424034611                  |                       |            |            |            |
|                        | NORTH SI DE COMMUNI TY S         |                       |            |            |            |
| 9/12                   | UTILITY                          | MSD                   | 145.14     |            | 399,854.86 |
|                        | 2246948                          |                       |            |            |            |
| 9/12                   | UTILITY                          | MSD                   | 283.89     |            | 399,570.97 |
|                        | 2246950                          |                       |            |            |            |
| 9/12                   | Transfer to DDA                  |                       | 198,404.22 |            | 201,166.75 |
|                        | Acct No. Acct Ending 3036-D      |                       |            |            |            |
| 9/12                   | Bill Paid- LENGBI YE BARAFUNDI C |                       | 198.00     |            | 200,968.75 |
|                        | onf #85                          |                       |            |            |            |
| 9/12                   | Check                            | 11762                 | 968.75     |            | 200,000.00 |
| 9/13                   | Transfer from DDA                |                       |            | 64,425.80  | 264,425.80 |
|                        | Acct No. Acct Ending 3036-D      |                       |            |            |            |
| 9/13                   | UTIL PAY                         | AMERENMO              | 252.13     |            | 264,173.67 |
| 9/13                   | ONLINE PMT HOME DEPOT COMM       |                       | 4,311.03   |            | 259,862.64 |
|                        | 611167573777299                  |                       |            |            |            |
| 9/13                   | Pavment                          | Accident Fund         | 4,531.80   |            | 255,330.84 |
|                        | AFHPMT003393617                  |                       |            |            |            |
|                        | Accident Fund                    |                       |            |            |            |
| 9/13                   | INSURANCE                        | FIRST INSURANCE       | 6,237.31   |            | 249,093.53 |
|                        | 900-99524720                     |                       |            |            |            |
|                        | Progress in Education            |                       |            |            |            |
| 9/13                   | EDI PAYM TS UN I TED HEALTHCAR   |                       | 29,840.24  |            | 219,253.29 |
|                        | CTX                              |                       |            |            |            |
|                        | ISA*00*                          | *00*                  |            |            |            |
|                        | *ZZ*1411289245                   | *ZZ*BNYMEL            |            |            |            |
|                        | LON                              | *230908*1343*U*00401* |            |            |            |
|                        | 230908131*0*P*]~GS*RA*14112892   |                       |            |            |            |



Date 9/29/23 Page 4  
 Account Number Acct Ending 0455  
 Total Images 26

PROGRESS IN EDUCATION INC  
 3033 N EUCLID AVE  
 SAINT LOUIS MO 63115-1632

Foundation Business Checking Acct Ending 0455 (Continued)

| ACTIVITY IN DATE ORDER |                                  |         |            |            |            |
|------------------------|----------------------------------|---------|------------|------------|------------|
| Date                   | Description                      | Check#  | Debits     | Credits    | Balance    |
|                        | 45*BNYMELLONEDI*20230908*1343*   |         |            |            |            |
|                        | 230908133*X*004010~ST*820*2068   |         |            |            |            |
|                        | 5~BPR*C*29840.24*D*ACH*CTX*01*   |         |            |            |            |
|                        | 043000261*DA*9056254*141128924   |         |            |            |            |
|                        | 5**01*081000676*DA*4550455*202   |         |            |            |            |
|                        | 30912~TRN*1*199580418464~DTM*0   |         |            |            |            |
|                        | 97*20230908~N1*PE*UNITED HEALTH  |         |            |            |            |
|                        | HCARE INSURANCE COMPANY*FI*141   |         |            |            |            |
|                        | 1289245~N1*PR*NORTH SIDE COMMU   |         |            |            |            |
|                        | NITY SCHOOL~ENT*20685~RMR*IV*1   |         |            |            |            |
|                        | 99584386927** - 29840.24~REF*CR* |         |            |            |            |
|                        | 1995804415~SE*10*20685~GE*1*23   |         |            |            |            |
|                        | 0908133~IEA*1*230908131~         |         |            |            |            |
| 9/13                   | Check                            | 11751   | 162.65     |            | 219,090.64 |
| 9/13                   | Check                            | 11761   | 5,806.42   |            | 213,284.22 |
| 9/13                   | Check                            | 9047496 | 7,671.61   |            | 205,612.61 |
| 9/13                   | Check                            | 9053102 | 5,494.66   |            | 200,117.95 |
| 9/13                   | Check                            | 9103737 | 117.95     |            | 200,000.00 |
| 9/14                   | Transfer from DDA                |         |            | 19,756.00  | 219,756.00 |
|                        | Acct No. Acct Ending 3036-D      |         |            |            |            |
| 9/14                   | ROTTLER PE ROTTLER PEST CON      |         | 53.00      |            | 219,703.00 |
|                        | Progress In Education            |         |            |            |            |
| 9/14                   | PCS SVC T-MOBILE                 |         | 116.71     |            | 219,586.29 |
|                        | 3261681                          |         |            |            |            |
| 9/14                   | WEB paymt Midwest BankCent       |         | 19,586.29  |            | 200,000.00 |
|                        | 239296125623                     |         |            |            |            |
| 9/15                   | Transfer from DDA                |         |            | 131,304.64 | 331,304.64 |
|                        | Acct No. Acct Ending 3036-D      |         |            |            |            |
| 9/15                   | TRUST 117070 PROGRESS            |         | 1,711.58   |            | 329,593.06 |
|                        | 117070                           |         |            |            |            |
|                        | PROGRESS IN EDUCATION            |         |            |            |            |
| 9/15                   | TRUST 117070 PROGRESS            |         | 6,050.84   |            | 323,542.22 |
|                        | 117070                           |         |            |            |            |
|                        | PROGRESS IN EDUCATION            |         |            |            |            |
| 9/15                   | TAX COL PAYLOCITY CORPOR         |         | 113,053.60 |            | 210,488.62 |
|                        | PROGRESS IN EDUCATION            |         |            |            |            |
| 9/15                   | DIR DEP 117070 PROGRESS          |         | 265,990.62 |            | 55,502.00- |
|                        | 117070                           |         |            |            |            |

PROGRESS IN EDUCATION INC  
3033 N EUCLID AVE  
SAINT LOUIS MO 63115-1632

Foundation Business Checking Acct Ending 0455 (Continued)

| ACTIVITY IN DATE ORDER |                                       |        |           |            |            |
|------------------------|---------------------------------------|--------|-----------|------------|------------|
| Date                   | Description                           | Check# | Debits    | Credits    | Balance    |
|                        | PROGRESS IN EDUCATION                 |        |           |            |            |
| 9/15                   | Paid Overdraft Item Fee               |        | 32.00     |            | 55,534.00- |
| 9/18                   | Reverse Paid OD Item Fee              |        |           | 32.00      | 55,502.00- |
| 9/18                   | MONEYLINK SCHWAB BROKERAGE            |        |           | 100,000.00 | 44,498.00  |
|                        | 558622424034611                       |        |           |            |            |
|                        | NORTH SIDE COMMUNITY S                |        |           |            |            |
| 9/18                   | Deposit                               |        |           | 43,209.97  | 87,707.97  |
| 9/18                   | Check                                 | 11750  | 163.05    |            | 87,544.92  |
| 9/18                   | Check                                 | 11767  | 925.29    |            | 86,619.63  |
| 9/19                   | Funds Disb SafeSave                   |        |           | 103.00     | 86,722.63  |
|                        | 26501899043514                        |        |           |            |            |
|                        | SafeSave                              |        |           |            |            |
| 9/19                   | REV TRUST                             | 117070 |           | 6,050.84   | 92,773.47  |
|                        | 117070                                |        |           |            |            |
|                        | PROGRESS IN EDUCATION                 |        |           |            |            |
| 9/19                   | Check                                 | 11758  | 7,982.50  |            | 84,790.97  |
| 9/19                   | Check                                 | 11760  | 3,367.50  |            | 81,423.47  |
| 9/20                   | SPECTRUM SPECTRUM                     |        | 52.18     |            | 81,371.29  |
| 9/20                   | TAX COL PAYLOCITY CORPOR              |        | 308.79    |            | 81,062.50  |
|                        | PROGRESS IN EDUCATION                 |        |           |            |            |
| 9/20                   | SPECTRUM SPECTRUM                     |        | 326.58    |            | 80,735.92  |
| 9/20                   | DIR DEP                               | 117070 | 7,993.39  |            | 72,742.53  |
|                        | 117070                                |        |           |            |            |
|                        | PROGRESS IN EDUCATION                 |        |           |            |            |
| 9/20                   | Check                                 | 11768  | 46,640.00 |            | 26,102.53  |
| 9/21                   | VENDOR PAY ST. OF MISSOURI            |        |           | 634,767.46 | 660,869.99 |
|                        | CTX                                   |        |           |            |            |
|                        | I SA* 00* 0000000000* 00* 000000000   |        |           |            |            |
|                        | 0* ZZ* ST. OF MISSOURI * ZZ* VENDOR   |        |           |            |            |
|                        | PAYMENTS* 230919* 1825* U* 00401*     |        |           |            |            |
|                        | 091900331* 0* P* ~\                   |        |           |            |            |
|                        | ST* 820* 00001\                       |        |           |            |            |
|                        | BPR* C* 634767.46* C* ACH* CTX* 01* 0 |        |           |            |            |
|                        | 86500634* DA* 1033832* 1446000987     |        |           |            |            |
|                        | ** 01* 081000676* DA* 4550455* 2023   |        |           |            |            |
|                        | 0921* VEN\                            |        |           |            |            |
|                        | TRN* 1* 086500634000000* 14460009     |        |           |            |            |

PROGRESS IN EDUCATION INC  
3033 N EUCLID AVE  
SAINT LOUIS MO 63115-1632

Foundation Business Checking Acct Ending 0455 (Continued)

| ACTIVITY IN DATE ORDER |  |        |            |           |            |  |
|------------------------|--|--------|------------|-----------|------------|--|
| Date                   | Description  | Check# | Debits     | Credits   | Balance    |  |
|                        | 87\<br>N1*PE*NORTH SIDE COMMUNITY SCH<br>CCL*ZZ*20809111101\<br>ENT*1\<br>NMI*AO*6*500 - MO DESE-OPER\<br>N2*3110 - FISCAL AND ADM N SER<br>VICES\<br>RMR*IV*Q1100357301*PI*634767.4<br>6\<br>REF*VV*500Q1100357301\<br>DTM*003*20230912\<br>SE*11*00001\<br>9/21 BILLING 117070 PROGRESS<br>117070  |        | 1,908.68   |           | 658,961.31 |  |
| 9/21                   | Transfer to DDA<br>Acct No. Acct Ending 3036-D   |        | 435,641.31 |           | 223,320.00 |  |
| 9/21                   | Check 11769  |        | 23,320.00  |           | 200,000.00 |  |
| 9/22                   | Funds Disb SafeSave<br>26501903224514<br>SafeSave  |        |            | 250.00    | 200,250.00 |  |
| 9/22                   | Transfer to DDA<br>Acct No. Acct Ending 3036-D   |        | 250.00     |           | 200,000.00 |  |
| 9/25                   | VENDOR PAY ST. OF MISSOURI<br>CTX<br>ISA*00*0000000000*00*00000000<br>0*ZZ*ST. OF MISSOURI*ZZ*VENDOR<br>PAYMENTS*230921*1824*U*00401*<br>092100207*0*P*~\<br>ST*820*00001\<br>BPR*C*18610.77*C*ACH*CTX*01*08<br>6500634*DA*1033832*1446000987*<br>*01*081000676*DA*4550455*20230<br>925*VEN<br>TRN*1*086500634000000*14460009<br>87\<br>N1*PE*NORTH SIDE COMMUNITY SCH |        |            | 18,610.77 | 218,610.77 |  |

PROGRESS IN EDUCATION INC  
 3033 N EUCLID AVE  
 SAINT LOUIS MO 63115-1632

Foundation Business Checking Acct Ending 0455 (Continued)

| ACTIVITY IN DATE ORDER |  |        |           |           |            |  |
|------------------------|--|--------|-----------|-----------|------------|--|
| Date                   | Description  | Check# | Debits    | Credits   | Balance    |  |
|                        | COL*ZZ*20809111101\<br>ENT*1\<br>NMI*AO*6*500 - MO DESE- OPER\<br>N2*3120 - FOOD AND NUTRI TION S<br>ERVICES\<br>RMR*IV*Q1100357777*PI*18610.77<br>\ |        |           |           |            |  |
|                        | REF*VV*500Q1100357777\<br>DTM*003*20230921\<br>SE*11*00001\<br>9/25 UTIL PAY AMERENMO 897.54 217,713.23  |        |           |           |            |  |
| 9/25                   | Transfer to DDA  |        | 17,713.23 |           | 200,000.00 |  |
|                        | Acct No. Acct Ending 3036-D  |        |           |           |            |  |
| 9/26                   | Transfer from DDA  |        |           | 67,109.20 | 267,109.20 |  |
|                        | Acct No. Acct Ending 3036-D  |        |           |           |            |  |
| 9/26                   | Bill Pav KUNA MEAT   |        | 1,203.14  |           | 265,906.06 |  |
| 9/26                   | Bill Pav KUNA MEAT   |        | 6,044.03  |           | 259,862.03 |  |
| 9/26                   | Payments Martin Brothers   |        | 19,415.29 |           | 240,446.74 |  |
|                        | FT302932446  |        |           |           |            |  |
| 9/26                   | Payments Martin Brothers   |        | 32,261.74 |           | 208,185.00 |  |
|                        | FT302958680  |        |           |           |            |  |
| 9/26                   | Check 11770  |        | 7,105.00  |           | 201,080.00 |  |
| 9/26                   | Check 11772  |        | 1,080.00  |           | 200,000.00 |  |
| 9/27                   | Transfer from DDA  |        |           | 983.73    | 200,983.73 |  |
|                        | Acct No. Acct Ending 3036-D  |        |           |           |            |  |
| 9/27                   | UTIL PAY AMERENMO  |        | 51.59     |           | 200,932.14 |  |
| 9/27                   | SALE MO CHARTER PUBLI  |        | 56.68     |           | 200,875.46 |  |
|                        | PROGRESS IN EDUCATION  |        |           |           |            |  |
| 9/27                   | Beneflex BENEFLEX HR   |        | 69.75     |           | 200,805.71 |  |
|                        | INVOICE  |        |           |           |            |  |
|                        | North Side Community   |        |           |           |            |  |
| 9/27                   | XXXXXXXXXX Zoll Medical  |        | 75.00     |           | 200,730.71 |  |
|                        | FWUZQWGC3  |        |           |           |            |  |
|                        | Progress In Education  |        |           |           |            |  |
| 9/27                   | EFT DEBIT WELLS FARGO BANK   |        | 730.71    |           | 200,000.00 |  |
|                        | 000000014085628<br>Progress in Education   |        |           |           |            |  |

PROGRESS IN EDUCATION INC  
3033 N EUCLID AVE  
SAINT LOUIS MO 63115-1632

Foundation Business Checking Acct Ending 0455 (Continued)

| ACTIVITY IN DATE ORDER |   |        |            |            |            |
|------------------------|---|--------|------------|------------|------------|
| Date                   | Description   | Check# | Debits     | Credits    | Balance    |
| 9/28                   | Funds Disb Saf eSave<br>26501908756510<br>Saf eSave   |        |            | 2,664.50   | 202,664.50 |
| 9/28                   | VENDOR PAY ST. OF MISSOURI<br>CTX<br>ISA*00*000000000*00*00000000<br>0*ZZ*ST. OF MISSOURI*ZZ*VENDOR<br>PAYMENTS*230926*1824*U*00401*<br>092600226*0*P*~\<br>ST*820*00001\<br>BPR*C*201894.00*C*ACH*CTX*01*0<br>86500634*DA*1033832*1446000987<br>**01*081000676*DA*4550455*2023<br>0928*VEN<br>TRN*1*086500634000000*14460009<br>87\<br>N1*PE*NORTH SIDE COMMUNITY SCH<br>COL*ZZ*20809111101\<br>ENT*1\<br>NMI*AO*6*500 - MO DESE-OPER\<br>N2*3110 - FISCAL AND ADM N SER<br>VICES\<br>RMR*IV*Q1100358006*PI*201894.0<br>0\<br>REF*VV*500Q1100358006\<br>DTM*003*20230926\<br>SE*11*00001\<br>9/28 INTERNET WASTE MANAGEMENT<br>043000094553042 |        | 201,894.00 | 404,558.50 |            |
| 9/28                   | INTERNET WASTE MANAGEMENT<br>043000094553042  |        | 655.75     |            | 403,902.75 |
| 9/28                   | INTERNET WASTE MANAGEMENT<br>043000094555990  |        | 678.38     |            | 403,224.37 |
| 9/28                   | INTERNET WASTE MANAGEMENT<br>043000094556142  |        | 765.61     |            | 402,458.76 |
| 9/28                   | Transfer to DDA<br>Acct No. Acct Ending 3036-D  |        | 193,460.49 |            | 208,998.27 |
| 9/28                   | Check<br>9458484  |        | 8,998.27   |            | 200,000.00 |
| 9/29                   | Transfer from DDA<br>Acct No. Acct Ending 3036-D  |        |            | 248,751.65 | 448,751.65 |



Date 9/29/23 Page 9  
 Account Number Acct Ending 0455  
 Total Images 26

PROGRESS IN EDUCATION INC  
 3033 N EUCLID AVE  
 SAINT LOUIS MO 63115-1632

Foundation Business Checking Acct Ending 0455 (Continued)

| ACTIVITY IN DATE ORDER |                        |                  |            |         |            |
|------------------------|------------------------|------------------|------------|---------|------------|
| Date                   | Description            | Check#           | Debits     | Credits | Balance    |
| 9/29                   | PAYMENT                | Spire - 54303681 | 46.08      |         | 448,705.57 |
| 9/29                   | PAYMENT                | Spire - 54303681 | 46.08      |         | 448,659.49 |
| 9/29                   | PAYMENT                | Spire - 54303681 | 53.98      |         | 448,605.51 |
| 9/29                   | PAYMENT                | Spire - 54303681 | 56.23      |         | 448,549.28 |
| 9/29                   | PAYMENT                | Spire - 54303681 | 66.40      |         | 448,482.88 |
| 9/29                   | XXXXXXXXXX             | Zoll Medical     | 102.00     |         | 448,380.88 |
|                        | I POKBNN1SU            |                  |            |         |            |
|                        | Progress In Education  |                  |            |         |            |
| 9/29                   | PAYMENT                | Spire - 54303681 | 125.11     |         | 448,255.77 |
| 9/29                   | 9162881600             | Power school     | 431.24     |         | 447,824.53 |
| 9/29                   | TRUST                  | 117070 PROGRESS  | 1,673.09   |         | 446,151.44 |
|                        | 117070                 |                  |            |         |            |
|                        | PROGRESS IN EDUCATION  |                  |            |         |            |
| 9/29                   | GRPW PREM              | UNITED           | 2,808.55   |         | 443,342.89 |
|                        | 2309260455892          |                  |            |         |            |
|                        | G000B2ZG - Midwest Ban |                  |            |         |            |
| 9/29                   | GRPW PREM              | UNITED           | 2,973.41   |         | 440,369.48 |
|                        | 2309260455893          |                  |            |         |            |
|                        | G000B2ZG - Midwest Ban |                  |            |         |            |
| 9/29                   | TAX COL                | PAYLOCITY CORPOR | 62,336.83  |         | 378,032.65 |
|                        | PROGRESS IN EDUCATION  |                  |            |         |            |
| 9/29                   | DIR DEP                | 117070 PROGRESS  | 177,924.61 |         | 200,108.04 |
|                        | 117070                 |                  |            |         |            |
|                        | PROGRESS IN EDUCATION  |                  |            |         |            |
| 9/29                   | Check                  | 11779            | 108.04     |         | 200,000.00 |
| 9/29                   | Service Charge         |                  | 25.00      |         | 199,975.00 |

| CHECKS IN NUMBER ORDER |          |          |           |      |          |           |           |
|------------------------|----------|----------|-----------|------|----------|-----------|-----------|
| Date                   | Check No | Amount   | Reference | Date | Check No | Amount    | Reference |
| 9/12                   |          | 198.00   | 008400001 | 9/05 | 11754    | 639.56    | 100602229 |
| 9/05                   | 11745*   | 300.00   | 100700795 | 9/07 | 11756*   | 16,666.66 | 100602004 |
| 9/07                   | 11748*   | 41.75    | 100602697 | 9/07 | 11757    | 16,666.66 | 100602005 |
| 9/05                   | 11749    | 852.30   | 100600556 | 9/19 | 11758    | 7,982.50  | 100801710 |
| 9/18                   | 11750    | 163.05   | 100703487 | 9/11 | 11759    | 412.00    | 100602545 |
| 9/13                   | 11751    | 162.65   | 100700160 | 9/19 | 11760    | 3,367.50  | 100603714 |
| 9/05                   | 11752    | 5,264.00 | 100601314 | 9/13 | 11761    | 5,806.42  | 100601210 |
| 9/08                   | 11753    | 763.25   | 100602228 | 9/12 | 11762    | 968.75    | 100801762 |

\* Denotes skip in check number sequence



Date 9/29/23 Page 10  
 Account Number Acct Ending 0455  
 Total Images 26

PROGRESS IN EDUCATION INC  
 3033 N EUCLID AVE  
 SAINT LOUIS MO 63115-1632

Foundation Business Checking Acct Ending 0455 (Continued)

| CHECKS IN NUMBER ORDER |          |           |           |      |           |          |           |
|------------------------|----------|-----------|-----------|------|-----------|----------|-----------|
| Date                   | Check No | Amount    | Reference | Date | Check No  | Amount   | Reference |
| 9/06                   | 11763    | 2,385.00  | 100803678 | 9/29 | 11779*    | 108.04   | 101500014 |
| 9/18                   | 11767*   | 925.29    | 100600373 | 9/13 | 99047496* | 7,671.61 | 100600459 |
| 9/20                   | 11768    | 46,640.00 | 100602050 | 9/13 | 99053102* | 5,494.66 | 100600460 |
| 9/21                   | 11769    | 23,320.00 | 100602429 | 9/13 | 99103737* | 117.95   | 100600461 |
| 9/26                   | 11770    | 7,105.00  | 100603464 | 9/28 | 99458484* | 8,998.27 | 100600105 |
| 9/26                   | 11772*   | 1,080.00  | 100803041 |      |           |          |           |


\* Denotes skip in check number sequence

**END OF STATEMENT**


Date 9/29/2023

Account


\*\*\*\*\*0455




Check 11745 Amount \$300.00 Date 9/5/2023




Check 11748 Amount \$41.75 Date 9/7/2023




Check 11749 Amount \$852.30 Date 9/5/2023




Check 11750 Amount \$163.05 Date 9/18/2023




Check 11751 Amount \$162.65 Date 9/13/2023




Check 11752 Amount \$5,264.00 Date 9/5/2023




Check 11753 Amount \$763.25 Date 9/8/2023




Check 11754 Amount \$639.56 Date 9/5/2023




Check 11756 Amount \$16,666.66 Date 9/7/2023




Check 11757 Amount \$16,666.66 Date 9/7/2023




Check 11758 Amount \$7,982.50 Date 9/19/2023




Check 11759 Amount \$412.00 Date 9/11/2023




Check 11760 Amount \$3,367.50 Date 9/19/2023




Check 11761 Amount \$5,806.42 Date 9/13/2023




Check 11762 Amount \$968.75 Date 9/12/2023



Check 11763 Amount \$2,385.00 Date 9/6/2023



Check 11767 Amount \$925.29 Date 9/18/2023






Check 11768 Amount \$46,640.00 Date 9/20/2023




Date 9/29/2023

Account



\*\*\*\*\*0455



Check 11769 Amount \$23,320.00 Date 9/21/2023 Check 11770 Amount \$7,105.00 Date 9/26/2023 Check 11772 Amount \$1,080.00 Date 9/26/2023



Check 11779 Amount \$108.04 Date 9/29/2023 Check 99047496 Amount \$7,671.61 Date 9/13/2023 Check 99053102 Amount \$5,494.66 Date 9/13/2023



Check 99103737 Amount \$117.95 Date 9/13/2023 Check 99458484 Amount \$8,998.27 Date 9/28/2023



Date 9/29/23 Page 1  
 Account Number Acct Ending 3036  
 Total Images

\*\*\*\*\*EXCLUDE- General  
 15537 0.4330 EX 0.000 19 1 9584

PROGRESS IN EDUCATION INC  
 3033 N EUCLID AVE  
 SAINT LOUIS MO 63115-1632

**\*\* CHECKING/ NOW MONEY MARKET ACCOUNTS \*\***

Account Title: PROGRESS IN EDUCATION INC

**Wherever You Are. Whenever You Want. Whatever You Need.**  
**Our online and mobile banking tools are at your fingertips, 24X7.**  
**Get in touch with your money today at [www.midwestbankcentre.com](http://www.midwestbankcentre.com)!**

|                    |                  |                                |                       |
|--------------------|------------------|--------------------------------|-----------------------|
| REPO Variable Rate |                  | Number of Images               | 0                     |
| Account Number     | Acct Ending 3036 | Statement Dates                | 9/01/23 thru 10/01/23 |
| Previous Balance   | 85,003.09        | Days in the statement period   | 31                    |
| 7 Deposits/Credits | 847,387.12       | Average Daily Balance          | 181,127.97            |
| 10 Checks/Debits   | 602,169.75       |                                |                       |
| Service Charge     | .00              |                                |                       |
| Interest Paid      | 74.77            | Annual Percentage Yield Earned | 0.49%                 |
| Current Balance    | 330,295.23       | 2023 Interest Paid             | 2,704.62              |

| ACTIVITY IN DATE ORDER |                      |        |           |            |            |
|------------------------|----------------------|--------|-----------|------------|------------|
| Date                   | Description          | Check# | Debits    | Credits    | Balance    |
| 9/01                   | Transfer from DDA    |        |           | 1,171.12   | 86,174.21  |
|                        | Acct No. Acct Ending | 0455-D |           |            |            |
| 9/05                   | Transfer to DDA      |        | 21,738.96 |            | 64,435.25  |
|                        | Acct No. Acct Ending | 0455-D |           |            |            |
| 9/06                   | Transfer to DDA      |        | 5,406.55  |            | 59,028.70  |
|                        | Acct No. Acct Ending | 0455-D |           |            |            |
| 9/07                   | Transfer to DDA      |        | 36,260.76 |            | 22,767.94  |
|                        | Acct No. Acct Ending | 0455-D |           |            |            |
| 9/08                   | Transfer from DDA    |        |           | 746.75     | 23,514.69  |
|                        | Acct No. Acct Ending | 0455-D |           |            |            |
| 9/11                   | Transfer to DDA      |        | 6,432.46  |            | 17,082.23  |
|                        | Acct No. Acct Ending | 0455-D |           |            |            |
| 9/12                   | Transfer from DDA    |        |           | 198,404.22 | 215,486.45 |
|                        | Acct No. Acct Ending | 0455-D |           |            |            |
| 9/13                   | Transfer to DDA      |        | 64,425.80 |            | 151,060.65 |
|                        | Acct No. Acct Ending | 0455-D |           |            |            |
| 9/14                   | Transfer to DDA      |        | 19,756.00 |            | 131,304.65 |
|                        | Acct No. Acct Ending | 0455-D |           |            |            |



Date 9/29/23 Page 2  
 Account Number Acct Ending 3036  
 Total Images

PROGRESS IN EDUCATION INC  
 3033 N EUCLID AVE  
 SAINT LOUIS MO 63115-1632

REPO Variable Rate Acct Ending 3036 (Continued)

| ACTIVITY IN DATE ORDER |                      |        |            |            |            |  |
|------------------------|----------------------|--------|------------|------------|------------|--|
| Date                   | Description          | Check# | Debits     | Credits    | Balance    |  |
| 9/15                   | Transfer to DDA      |        | 131,304.64 |            | .01        |  |
|                        | Acct No. Acct Ending | 0455-D |            |            |            |  |
| 9/21                   | Transfer from DDA    |        |            | 435,641.31 | 435,641.32 |  |
|                        | Acct No. Acct Ending | 0455-D |            |            |            |  |
| 9/22                   | Transfer from DDA    |        |            | 250.00     | 435,891.32 |  |
|                        | Acct No. Acct Ending | 0455-D |            |            |            |  |
| 9/25                   | Transfer from DDA    |        |            | 17,713.23  | 453,604.55 |  |
|                        | Acct No. Acct Ending | 0455-D |            |            |            |  |
| 9/26                   | Transfer to DDA      |        | 67,109.20  |            | 386,495.35 |  |
|                        | Acct No. Acct Ending | 0455-D |            |            |            |  |
| 9/27                   | Transfer to DDA      |        | 983.73     |            | 385,511.62 |  |
|                        | Acct No. Acct Ending | 0455-D |            |            |            |  |
| 9/28                   | Transfer from DDA    |        |            | 193,460.49 | 578,972.11 |  |
|                        | Acct No. Acct Ending | 0455-D |            |            |            |  |
| 9/29                   | Transfer to DDA      |        | 248,751.65 |            | 330,220.46 |  |
|                        | Acct No. Acct Ending | 0455-D |            |            |            |  |
| 10/01                  | Interest Deposit     |        |            | 74.77      | 330,295.23 |  |

**END OF STATEMENT**



Date 9/29/23 Page 1  
 Account Number Acct Ending 1244  
 Total Images

\*\*\*\*\*EXCLUDE- General  
 17061 0.2750 EX 0.000 19 1 11108

PROGRESS IN EDUCATION INC  
 3033 N EUCLID AVE  
 SAINT LOUIS MO 63115-1632

**\*\* CHECKING/ NOW MONEY MARKET ACCOUNTS \*\***

Account Title: PROGRESS IN EDUCATION INC

**Wherever You Are. Whenever You Want. Whatever You Need.**  
**Our online and mobile banking tools are at your fingertips, 24x7.**  
**Get in touch with your money today at [www.midwestbankcentre.com](http://www.midwestbankcentre.com)!**

|                           |                                       |
|---------------------------|---------------------------------------|
| Small Business Checking   | Check Safekeeping                     |
| Account Number            | Statement Dates 9/01/23 thru 10/01/23 |
| Acct Ending 1244          | Days in the statement period 31       |
| Previous Balance 8,917.61 | Average Daily Balance 8,915.83        |
| Deposits/Credits .00      |                                       |
| Checks/Debits .00         |                                       |
| Service Charge 5.00       |                                       |
| Interest Paid .00         |                                       |
| Current Balance 8,912.61  |                                       |

|                     |      |
|---------------------|------|
| Dormant Account Fee | 5.00 |
|---------------------|------|

| ACTIVITY IN DATE ORDER |                |        |        |         |          |
|------------------------|----------------|--------|--------|---------|----------|
| Date                   | Description    | Check# | Debits | Credits | Balance  |
| 9/20                   | Service Charge |        | 5.00   |         | 8,912.61 |

**END OF STATEMENT**

**Development Committee Meeting: October 11, 2023**

**Board Meeting: October 17, 2023**

**Contents**

- I. Development
  - A. 2023-2024 Funding Summary
  - B. Grant Update
  - C. Grant Calendar Update
  - D. Donor Relations
  - E. Top Golf Event
  - F. You & NSCS Booklet
- II. Marketing & Communications
  - A. Causes Site
  - B. Pole Banners

**2023-2024 Funding Summary**

| <b>Fund Type</b>                            | <b>Goal</b>        | <b>YTD</b>       | <b>Loss/Gain</b>  |
|---|--------------------|------------------|-------------------|
| <b>Fundraisers</b>                          | \$200,000          | \$0              | -\$200,000        |
| <b>Corporate &amp; Individual Donations</b> | \$150,000          | \$12,100         | -\$137,900        |
| <b>Grants</b>                               | \$700,000          | \$114,000        | -\$586,000        |
| <b>Total</b>                                | <b>\$1,050,000</b> | <b>\$126,100</b> | <b>-\$923,900</b> |

**Grant Update**

**Grant Requested Submitted & Pending to Date**

| <b>Grant Maker</b>                                 | <b>Amount Requested</b> | <b>Purpose</b>          |
|--|-------------------------|-------------------------|
| The Mockingbird Foundation                         | \$6,000                 | Music Equipment         |
| P Buckley Moss Foundation for Children's Education | \$1,000                 | Art Supplies            |
| Gateway Children's Charity                         | \$30,000                | PreK Capacity Building  |
| DESE Stronger Connections                          | \$400,000               | Health and Safety       |
| Pershing Foundation                                | \$20,000                | General Operating       |
| BJA Stop Grant                                     | \$985,762               | Security Measures       |
| OJJDP Stop Grant                                   | \$978,973               | Security Measures       |
| COPS STOP Grant                                    | \$243,032.50            | Security Measures       |
| STL Blues- Blues for Kids                          | \$50,000                | Program Support         |
| Old Newsboys                                       | \$3,000                 | Supplies- Middle School |
| Bellwether   | \$20,000                | Science Curriculum      |
| Boniface Foundation                                | \$60,000                | ECC Development         |
| Vatterott Foundation                               | \$10,000                | Curriculum Support      |
| Schnucks   | \$10,000                | Kitchen Supplies        |
| Lorrie Otto Seeds For Education                    | \$300                   | Garden Development      |

|                   |                       |                     |
|-------------------|-----------------------|---------------------|
| Aldi Smart Kids   | \$2,500               | General Operating   |
| Classics for Kids | \$1,000               | Musical Instruments |
| <b>Total</b>      | <b>\$2,821,567.50</b> |                     |

#### Grants Awarded

| Grant Maker                   | Amount Requested | Amount Awarded   | Purpose                          |
|-------------------------------|------------------|------------------|----------------------------------|
| The Saigh Foundation          | \$10,000         | \$10,000         | Library Development              |
| ITEF Lean into Learning Grant | \$4,000          | \$4,000          | Professional Development         |
| DESE MOQPC Pre-K Grant        | \$60,000         | \$100,000        | PreK Supplement                  |
| Pets In The Classroom         | \$300            | \$900            | Class Pets Education Development |
| Pershing Foundation           | \$20,000         | \$20,000         | General Operating                |
| DESE Safety Grant             | \$50,000         | \$50,000         | Safety                           |
| <b>Total</b>                  | <b>\$74,000</b>  | <b>\$184,900</b> |                                  |

#### Grants Requests In Progress/ To Be Submitted

| Grant Maker                        | Amount Requested | Purpose                      |
|------------------------------------|------------------|------------------------------|
| SC Johnsons Foundation             | \$50,000         | "More Opportunity"           |
| Kids Need To Read                  | \$20,000         | Library Development          |
| St. Louis Christmas Carols         | \$1,500          | Classroom Supplies           |
| Hearst Foundation                  | \$100,000        | STEM Development             |
| Wells Fargo Foundation             | \$2,500          | Curriculum Support           |
| JJ Watt Foundation                 | \$5,000          | Sports Uniforms and Supplies |
| Peter Marsh Foundation Music Grant | \$1,000          | Music Supplies               |
| Toshiba American Foundation        | \$2,500          | STEM In Classrooms           |
| Sony Foundation                    | \$60,000         | Technology & Art             |

|  |                  |                           |
|--|------------------|---------------------------|
| Budding Botanist                           | \$1,000          | Gardening                 |
| Tyson Foundation                           | \$30,000         | General Operating         |
| Des Peres Baptist Church<br>Endowment Fund | \$3,000          | Middle School Development |
| Lawrence Foundation                        | \$5,000          | Library Development       |
| <b>Total</b>                               | <b>\$281,500</b> |                           |

**Grants Not Awarded**

| <b>Grant Maker</b>                        | <b>Amount Requested</b> | <b>Amount Awarded</b> | <b>Purpose</b>             |
|---|-------------------------|-----------------------|----------------------------|
| Cinga                                     | \$10,000                | \$0                   | Mission STL<br>Partnership |
| Incarnate Word                            | \$10,000                | \$0                   | General Operating          |
| Emerson Grant                             | \$30,000                | \$0                   | Gala Sponsorship           |
| Youth Bridge<br>Capacity                  | \$7,500                 | \$0                   | Strategic Planning         |
| Brinker International<br>Charitable Grant | \$2500                  | \$0                   | General Operating          |
| STL Mental Health<br>Board                | \$60,000                | \$0                   | After School Program       |
| Gateway Children's<br>Charity             | \$30,000                | \$0                   | PreK Capacity<br>Building  |
| <b>Total</b>                              | <b>\$150,000</b>        | <b>\$0</b>            |                            |